



2023 Community Health Needs Assessment
Themes and Strengths Assessment

MAPP of the Southern Kenai Peninsula, Alaska

Table of Contents

Table of Tables	2
Table of Figures	2
Welcome To Our Community Health Needs Assessment	3
Acknowledgment	4
MAPP CHNA Workgroup	4
MAPP CHNA Steering Committee	4
Acronyms.....	5
Map of Southern Kenai Peninsula	5
Community Health Assessment Background	6
Eight Dimensions of Wellness: Focus Group Discussions.....	8
Wellness Discussion Participants	8
Methodology.....	9
Data Limitations	10
Results	11
Perceptions of Community Health Survey	20
Methodology.....	20
Perceptions of Community Health Survey Demographics Compared to Southern Kenai Peninsula Demographics	23
Perceptions of Community Health Survey Feedback to Impact of COVID-19	29
Perceptions of Community Health Survey Results and Historical Survey Results.....	33
Intercept Survey Demographics Compared to Southern Kenai Peninsula Demographics	37
Intercept Survey Results.....	42
Focus Group Summary	44
Stakeholder Interview Summary	49
Appendix A: Perception of Community Health Survey.....	53
Appendix B: Perception of Community Health Data.....	68
Appendix C: Intercept Survey.....	193
Appendix D: Intercept Survey Data.....	204
Appendix E: Focus Group Guide.....	251
Appendix F: Stakeholder Interview Questions.....	254

Table of Tables

Table 1: Cultural Wellness Strengths and Challenges	11
Table 2: Economic Wellness Strengths and Challenges	12
Table 3: Emotional Wellness Strengths and Challenges.....	13
Table 4: Environmental Wellness Strengths and Challenges	14
Table 5: Intellectual Wellness Strengths and Challenges	15
Table 6: Physical Wellness Strengths and Challenges	16
Table 7: Social Wellness Strengths and Challenges.....	17
Table 8: Spiritual Wellness Strengths and Challenges.....	18
Table 9: Perceptions of Community Health Survey Respondents with Health Insurance, Comparison 2008-2023	28
Table 10: Challenges During COVID-19	29
Table 11: Community Strengths, Historical Perspective	33
Table 12: Community Areas for Improvement, Historical Perspective	34
Table 13: Impact to Individual and Family, Historical Perspective.....	34
Table 14: Factors Negatively Impacting Community, Historical Perspective	35
Table 15: Issues Preventing Use of Services, Historical Perspective	35
Table 16: Eight Dimensions of Wellness, Historical Perspective	36
Table 17: Eight Dimensions of Wellness, Intercept Survey	43

Table of Figures

Figure 1: Map of Southern Kenai Peninsula Communities, AK.....	5
Figure 2: MAPP Framework Flowchart.....	6
Figure 3: MAPP 1.0 Framework.....	7
Figure 4: 8 Dimensions of Wellness	9
Figure 5: Population by Community Compared to Survey Respondents	23
Figure 6: Southern Kenai Peninsula Population by Age Compared to Survey Respondents.....	24
Figure 7: Southern Kenai Peninsula Population by Gender Compared to Survey Respondents.....	25
Figure 8: Southern Kenai Peninsula Population by Race Compared to Survey Respondents	26
Figure 9: Southern Kenai Peninsula Population by Educational Attainment Compared to Survey Respondents...	27
Figure 10: Southern Kenai Peninsula Population by Income Compared to Survey Respondents	28
Figure 11: Tested Positive for COVID-19	30
Figure 12: Impact of COVID-19.....	31
Figure 13: Impact of COVID-19 on Mental Health.....	32
Figure 14: Population by Community Compared to Intercept Survey Respondents	37
Figure 15: Southern Kenai Peninsula Population by Gender Compared to Intercept Survey Respondents	38
Figure 16: Southern Kenai Peninsula Population by Race Compared to Intercept Survey Respondents.....	39
Figure 17: Southern Kenai Peninsula Population by Educational Attainment Compared to Intercept Survey Respondents.....	40
Figure 18: Southern Kenai Peninsula Population by Income Compared to Intercept Survey Respondents	41
Figure 19: Health and Quality of Life Rating.....	42

Welcome To Our Community Health Needs Assessment

MAPP stands for Mobilizing for Action through Planning and Partnerships. MAPP of the Southern Kenai Peninsula (SKP) is a health improvement coalition that facilitates citizens who are committed to making their community a better place for everyone. We accomplish this mission by providing information about emerging health issues and opportunities, convening conversations to develop a shared vision for well-being, by serving as a catalyst for community members to act on projects that support the shared vision, and by monitoring and sharing progress on our shared community measures.

The MAPP of the Southern Kenai Peninsula is proud to present its 2023 Community Health Needs Assessment (CHNA) Report. This report summarizes a comprehensive review and analysis of health status indicators, public health, socioeconomic, demographic, and other qualitative and quantitative data from the Southern Kenai Peninsula. This report also includes secondary/disease incidence and prevalence data from the Kenai Peninsula Borough, Alaska, and United States. The data was reviewed and analyzed to determine the top priority needs and issues facing the region overall.

The primary purpose of this assessment was to identify the health needs and issues of the Southern Kenai Peninsula community. The CHNA also provides useful information for public health and health care providers, policy makers, social service agencies, community groups and organizations, religious institutions, businesses, and consumers who are interested in improving the health status of the community and region. The results enable the hospital, as well as other community providers, to identify community health priorities, develop interventions, and commit resources to improve the health status of the region more strategically.

Improving the health of the community is the foundation of the mission of the MAPP of the Southern Kenai Peninsula, and an important focus for everyone in the service region, individually and collectively. In addition to the education, patient care, and program interventions provided through the hospital, we hope that the information in this CHNA will encourage additional activities and collaborative efforts to improve the health status of the community.

Acknowledgment

Mobilizing for Action through Planning and Partnerships (MAPP) of the Southern Kenai Peninsula (SKP) would like to thank the Community Health Needs Assessment (CHNA) Workgroup, Steering Committee and community residents who participated in the CHNA process.

This CHNA was funded in part by MAPP of the SKP, South Peninsula Hospital, and a sub-grant from the State of Alaska, Healthy & Equitable Communities award through the City of Homer.

MAPP CHNA Workgroup

Claudia Haines, Kachemak Bay Family Planning Clinic
Hannah Gustafson, MAPP Coordinator
Lorne Carroll, Homer Public Health Center
Derotha Ferraro, South Peninsula Hospital
Laura Miller, South Peninsula Hospital
Raquel Eisenmann, Healthy and Equitable Communities
Cynthia West, Healthy and Equitable Communities
Annie Garay, South Peninsula Hospital

MAPP CHNA Steering Committee

Rick Abboud, City of Homer
Lorne Carroll, Homer Public Health Center
Lisa Marie Talbott, Homer United Methodist Church
Brian Partridge, Kachemak Bay Campus (Kenai Peninsula College)
Judy Kamara, Sprout Family Services
Emma Schumann, SVT Health & Wellness
Jay Bechtol, South Peninsula Behavioral Health Services
Ronnie Leach, South Peninsula Haven House
Asia Freeman, Bunnell Street Arts Center
Derotha Ferraro, South Peninsula Hospital
Kyra Wagner, Sustainable Homer
Claudia Haines, Kachemak Bay Family Planning Clinic
Hannah Gustafson, MAPP Coordinator, Elemental Consulting

Acronyms

AK	Alaska
CHNA	Community Health Needs Assessment
CDC	Centers for Disease Control & Prevention
KP	Kenai Peninsula
KPB	Kenai Peninsula Borough
MAPP	Mobilizing for Action through Planning and Partnerships
NACCHO	National Association of County and City Health Officials
SKP	Southern Kenai Peninsula

Map of Southern Kenai Peninsula

The communities that make up the Southern Kenai Peninsula are illustrated in the map below, including Anchor Point, Diamond Ridge, Fox River, Fritz Creek, Halibut Cove, Happy Valley, Homer, Kachemak City, Kachemak Selo, Nanwalek, Nikolaevsk, Ninilchik, Port Graham, Razdolna, Seldovia¹ and Voznesenka.

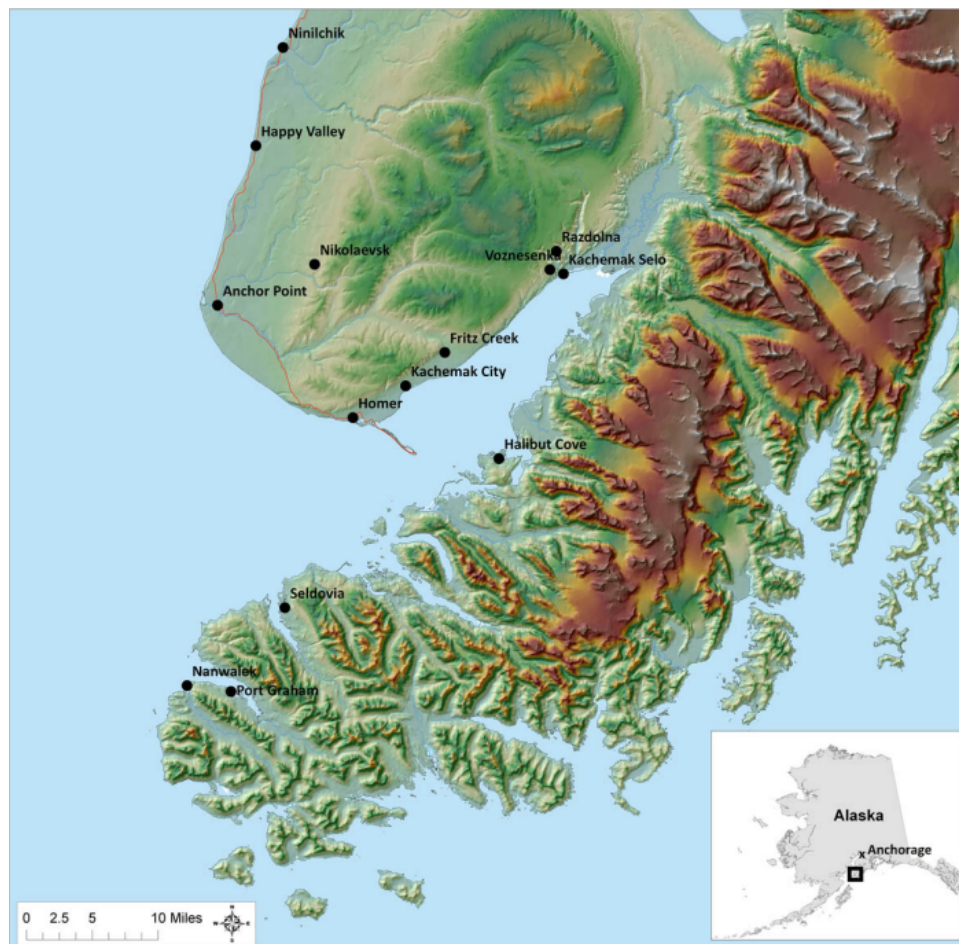


Figure 1: Map of Southern Kenai Peninsula Communities, AK

¹ Seldovia City is not included in South Peninsula Hospital's service area.

Community Health Assessment Background

In 2008, South Peninsula Hospital initiated the first Community Health Needs Assessment (CHNA) using a framework developed by the Center for Disease Control and Prevention (CDC) and National Association of County and City Health Officials (NACCHO) called Mobilizing for Action through Planning and Partnership (MAPP). Out of this 2008 exercise a local health coalition of community partners actively working together to improve community health was formed, MAPP of the Southern Kenai Peninsula. A CHNA has been conducted every three years² to assess the health of the community to inform new and existing community and agency efforts. The CHNA process is composed of six phases and the following four assessments:

- I. Community Themes & Strengths Assessment
Qualitative input from community members to identify the issues they feel are important.
 - a. Perceptions of Community Health Survey
 - b. Wellness Dimension Focus Groups
- II. Community Health Status Assessment
Quantitative community health data (representing cultural, economic, emotional, environmental, intellectual, physical, social, and spiritual wellness) that identifies priority health and quality of life issues.
- III. Forces of Change Assessment
Identifying forces such as legislation, technology, and other impending changes that affect the context in which the community and its public health system operate.
- IV. Local Public Health Assessment
A prescribed performance assessment tool collaboratively developed by national public health partners that measures how well different local public health system partners work together to deliver the 10 Essential Public Health Services.



Figure 2: MAPP Framework Flowchart

Themes are identified from each sub-assessment and compared across all four sub-assessments, thus enabling a holistic review of community strengths, needs, and opportunities. Using the combined results/observations from all four sub-assessments, a community process is then used to prioritize the opportunities that community members will collaboratively address for the next few years. However, the results from specific sub-assessments can be also be utilized independently to inform organizational and community-level opportunities for improvement.

² All non-profit hospitals are required to conduct a CHNA every three years. These CHNAs were completed in 2009, 2013, 2016, 2020, and 2023. The 2020 assessment was a minimalized version.

In the summer of 2022, the MAPP Steering Committee learned of a new MAPP 2.0 framework being piloted but not yet available. The committee elected to move forward and use the MAPP 1.0 framework for the 2023 assessment, which appears in Figure 3 below.



Figure 3: MAPP 1.0 Framework

The following responses are results from the Community Themes and Strengths Assessment, which is composed of two separate parts. The **Wellness Dimensions Focus Group Discussions** were used to further refine strengths, challenges, and meaningful measures for each of the 8 Dimensions of Wellness (cultural, economic, emotional, environmental, intellectual, physical, social, and spiritual). The **Perceptions of Health Community Survey** was made available to gather community input on broad community health priorities. To view all assessments and for additional MAPP of the Southern Kenai Peninsula information, please visit www.mappofskp.net. For additional questions, please contact Hannah Gustafson, MAPP of SKP Coordinator, at mappofskp@gmail.com or 907-317-2050.

Eight Dimensions of Wellness: Focus Group Discussions

Wellness Discussion Participants

*Sierra Moskios, Kachemak Bay Family Planning Clinic
/R.E.C Room*

Michael Tupper

Laura Miller, South Peninsula Hospital

Kathy Vogl, Community Rec

Melissa Martin, AP Food Pantry

Sarah Borgen, Haven House

Sara Woltjen, South Peninsula Hospital

Aaron Weisser, Church on the Rock Homer

Damon Weisser, Church on the Rock Homer

Willy Dunne, Cook Inlet Counseling

Karen Northrop, South Peninsula Hospital - Rehab

*Tyler Schlieman, Kachemak Bay Family Planning Clinic
/R.E.C Room*

*Claudia Haines, Kachemak Bay Family Planning Clinic
/R.E.C Room*

Jaclyn Rainwater, All Things Recovery

*Emily Munns, South Peninsula Hospital/Homer
Medical Center*

Sharon Strutz Norton, VA/907 Vets

Ronnie Leach, South Peninsula Haven House

Julie Engebretsen, City of Homer

Dots Sherwood

Drew Simpson, Church on the Rock Homer

*Ginny Espenshade, SPARC, Megan's Place, Kenai
Peninsula Youth Court*

*Jay Bechtol, South Peninsula Behavioral Health
Services*

*Ivy Stuart, South Peninsula Hospital - Home
Health*

*Morgan Dwyer, South Peninsula Hospital -
Homer Medical Center*

*Dee Dahmann, South Peninsula Hospital -
General Surgeon Neuro/Sleep/FM*

Holly Dramis, Hospice of Homer

Cora Trowbridge, Hospice of Homer

Derotha Ferraro, South Peninsula Hospital

Jane Dunn, Choosing Our Roots

*Elizabeth Trowbridge, Center for Alaskan Coastal
Studies*

Methodology

The 2016 CHNA work group approved the adoption of the 8 Dimensions of Wellness (based on the dimensions defined by the Substance Abuse and Mental Health Services Administration (SAMHSA)). The Steering Committee approved the following definitions of wellness dimensions:

Cultural: Individual awareness of one's own culture as well as understanding and respecting the diversity and richness of other cultures.

Economic: The ability to meet financial needs and adapt to unanticipated financial situations.

Emotional: The ability to cope effectively with life and create personal enrichment through one's work and relationships.

Environmental: A harmonious and sustainable relationship with immediate surroundings that expands to the natural world.

Intellectual: Staying curious, engaging in creative activities, and learning new things.

Physical: The ability to perform daily activities without undue fatigue or physical stress.

Social: A sense of connection, belonging, safety, and a reliable support system.

Spiritual: A sense of purpose and meaning in life.

A broad group of community members, representing at least one of the eight different wellness perspectives, were invited to attend the focus group discussions. The discussions occurred during a half-day event the afternoon of November 5, 2022.

The goals of the focus discussions were to:

- Support ongoing collaboration to accurately portray our community's health
- Support awareness of how people and organizations participate in the bigger community health picture
- Brainstorm with other wellness representatives to prioritize meaningful wellness measures
- Refine our process of collecting community health status data to better portray a consolidated health picture
- Create a strong foundation for measuring organizational and community progress

Participants rotated to 3 of the 8 dimensions throughout the session. They were able to self-select the 3 dimensions they provided input on. Participants were asked to identify the following for their respective dimension in a group setting:

- Community strengths related to this dimension
- Community challenges related to this dimension

Upon completion of 3 rotations, each group's facilitator provided a summary report out of what was identified by the participants.



Figure 4: 8 Dimensions of Wellness

Participants then rotated back around to the 3 dimension groups they provided input for and identified:

- The top 3 strengths
- The top 3 challenges

Participants marked (line, check, x) the 3 topics they felt were the biggest strengths as well as the 3 topics they felt were the biggest challenges. Marks were then tallied for each topic. The topics with the highest marks were then reported back out to the full group.

It is important to note that not all participants returned to the dimension groups to prioritize strengths and challenges.

Data Limitations

There are a variety of limitations to both the secondary and primary data collected and utilized in this study.

The Secondary data may be incomplete and lack accuracy depending on a variety of factors including but not limited to:

- The time lag from the time the data was collected to the time it was reported.
- The research design, methodology, sampling design and sources (target audiences, recruitment methods) do not necessarily match the population of this study and were not consistent.
- Data collection methods (qualitative and quantitative techniques) varied, with a variety of different methodologies used by the sources.

The primary data collection included in the study also has potential limitations that include but are not limited to:

- Data was obtained from a convenience sample of key informant stakeholders willing to participate.
- Data was largely qualitative.

Both the primary and secondary data presented in this report via charts, graphs, tables and narrative are based on that unique data source, which may or may not represent a sample size that is representative of the SKP service area. The narrative introducing each chart, graph or table is intended to highlight some of the data that is represented in the respective chart, table or graph from that particular data source, and are not necessarily a finding reflecting the SKP service area.

Results

In total, 30 community members participated in the November 5, 2023, Wellness Discussions. The number in parenthesis is the number of priority votes each received when participants marked their top 3 strengths and top 3 challenges for each theme, they participated in. Areas with no number in parenthesis were identified during the initial discussion but not identified as a top priority by participants.

Table 1: Cultural Wellness Strengths and Challenges

Cultural Wellness: Individual awareness of one's own culture as well as understanding and respecting the diversity and richness of other cultures.	
Cultural Wellness Strengths	Cultural Wellness Challenges
<ul style="list-style-type: none"> Community rallies around needs (4) Hard to live here so there is a sense of pride for being able to do it (challenges with seasons, expenses, driving) (3) Subsistence living (3) Local Facebook group that is the historical Homer site that focus on shared history (2) Community cares for our own (2) Local organizations do education on local history (1) Maritime and shared maritime history (1) Provide work opportunities for young people (1) Outdoor activities and appreciation for trails, water, etc. (1) Cultural events in Seldovia – summer camps to connect to village tribe culture Native youth leadership program at the high school Tribal communities have a strong cultural emphasis Burning basket as expression of part of the culture Pratt Museum draws on local heritage and is a way to connect to local history NRA Fundraising relates to culture for a part of the community High emphasis on environmental science and arts (art as a form of expression) First Friday local artists are showcased at gallery Appreciation for others – blending of Homesteaders and Hippies (more cultural acceptance) Proud to grow up here (Homesteader mentality) Drinking culture which is good for those who socialize 	<ul style="list-style-type: none"> Don't listen to one another as much as we should (3) Community rec center for all ages is needed/there is no place for all to come together (2) Cultural divide (political, social, spiritual) (2) Discrimination/not same treatment for Russian and Native populations (2) Older adults and loss of dignity (2) Lack awareness of what goes on in the community (1) Social isolation (1) Cliquey community – reluctance to expand/people are isolated and left out (1) No easily identifiable culture for City of Homer (1) Community is not very diverse (1) Close knit community that takes a while to break into (1) Bad crime which creates distrust (1) Disconnected communities Lack of infrastructure for things life giving/opportunities to engage in activities Limited options for those who do not drink Dating is tough in a small town Need more outside presence here – not seeing as much of that as had in prior years Do not talk about indigenous past Lack of understanding for local culture – there is no chance to learn about it Do not treat as a whole – there is a lack of services outside Homer The older you get the more left behind you feel We are judgmental/stigma around those who are Russian old believers, Natives or have mental health issues

Cultural Wellness: Individual awareness of one's own culture as well as understanding and respecting the diversity and richness of other cultures.

Cultural Wellness Strengths	Cultural Wellness Challenges
<ul style="list-style-type: none"> Support for local business 	<ul style="list-style-type: none"> Loss of bowling alley and arcade which had helped people feel as though they were part of the community There is no cultural center

NOTE: The data and narrative presented are based on this unique data source, which may or may not represent a sample size that is representative of the SKP service area, and the narrative may not be inclusive of all available data points. Please refer to Data Limitations on page 11 for additional information.

Table 2: Economic Wellness Strengths and Challenges

Economic Wellness: The ability to meet financial needs and adapt to unanticipated financial situations.	
Economic Wellness Strengths	Economic Wellness Challenges
<ul style="list-style-type: none"> Local small businesses (6) Willingness of nonprofit sector to work together/share resources (5) Community is marketable (3) Volunteers helping fund and support large projects (2) A couple large employers fueling economy (2) Goodwill and crowd funding (2) Food pantry (2) Involved Chamber working with local business (2) Tourism (1) In the summer there are many opportunities to make good money (1) UAA and other resources less costly than others (1) Education level higher than average Financial advisors PFD Homer Bucks Social service organizations are connected to direct those in need Great charitable partnerships Food assistance Spaces for artists to make money Educational opportunities available for professional training Homer is self-sufficient 9 star job training Education is available for well-paying jobs, college, trade Community members rally to help folks in crisis Creativity and diversity in local businesses (entrepreneurs) 	<ul style="list-style-type: none"> Lack of affordable housing (6) Lack of childcare (5) Aging population – housing and service needs are different (3) High rent (3) Lack of public transportation (2) Jobs in caregiving are very low paying, limiting seniors/those with disabilities from participating in economy (2) Low paying jobs (1) Air BnB (1) High cost of goods (1) Fixed incomes shrink economy (older population tax incentives) (1) Economic burden on student debt (1) Lack of home care providers (1) No front door services for those needing help – food pantry is only 1 day a week Our local public assistance office is not currently staffed High turnover in support jobs Navigating health care system for seniors NIMBY – Not in my backyard Need recovery treatment resources Lack of apprenticeship opportunities Drumming up financial support for services in other communities Outdated perceptions of outlying communities Large population on fixed incomes Lack of understanding of what is available in other places

Economic Wellness: The ability to meet financial needs and adapt to unanticipated financial situations.	
Economic Wellness Strengths	Economic Wellness Challenges
<ul style="list-style-type: none"> • Economic development district helps small business • Good support for artistic community • Between fishing, retail, public sector, there is a diverse array of employment opportunities • Community appeals to funders (state and federal grants) • Bigger businesses in smaller communities • Stable tax base, healthy sales tax revenue (city) (service areas) • Job opportunity – vacant jobs 	<ul style="list-style-type: none"> • People with mental disabilities need help (they are challenged and need something to do – too much time) • Jobs centralized – long commutes • Commercial fishing industry • Vacant jobs • Seasonality of jobs/income • Expensive to leave Homer • Seasonal opportunity flux • Jobs vs. workforce mismatch – skills and experience desired vs. what locals have to offer • Lack of estate planning education • Siloed communities (not aware of opportunities or connections) • High vehicle prices • Decentralized information sources • Healthcare service line splits Ninilchik in half • Lack of knowledge of resources • Housing bought as investments – no housing for locals • Perpetual rental vs. home ownership – can I ever afford to buy? • Local education offerings could be improved • Lack of assistive living beds • People (seniors) with high medical bills need help • Utility costs • Gas prices • Uninsured/underinsured • Healthcare is very expensive • Rent doesn't match income • Lack of year round housing

NOTE: The data and narrative presented are based on this unique data source, which may or may not represent a sample size that is representative of the SKP service area, and the narrative may not be inclusive of all available data points. Please refer to Data Limitations on page 11 for additional information.

Table 3: Emotional Wellness Strengths and Challenges

Emotional Wellness: The ability to cope effectively with life and create personal enrichment through one's work and relationships.	
Emotional Wellness Strengths	Emotional Wellness Challenges
<ul style="list-style-type: none"> • Willingness to build community (6) • Small community = better networking (4) • Human animal bonds (domestic and wild) (3) • Community connection (2) • Access to plenty of outside/physical activities (2) • Lovely setting and open spaces (2) 	<ul style="list-style-type: none"> • Access for kids (5) • Mental health access (3) • Lack of mutual aid (3) • Lack of transportation (3) • Winter (2) • Increased professional access (2)

Emotional Wellness: The ability to cope effectively with life and create personal enrichment through one's work and relationships.	
Emotional Wellness Strengths	Emotional Wellness Challenges
<ul style="list-style-type: none"> • Us for us (1) • Volunteering (1) • T.I.C. (1) • Easier to connect • Annie Garay and community yoga • Facetiming friends and family in the lower 48 • Connections to nature • Sport fishing • Green dot • Resiliency coalition • Peer teaching/education/support • Arts/theater 	<ul style="list-style-type: none"> • Stigma (1) • Youth in abusive settings – resources to escape (1) • Lack of safe spaces for queer folk (1) • Mental health – access developing males (1) • Need more peer support (1) • Education – SEL, mindfulness, bodily autonomy, self-advocacy (1) • Access to multiple hobbies (1) • Communicating advocacy/change/education opportunities (1) • Industry (fishing) creates stressful family dynamics (1) • Parental support for children/families coping with significant health/emotional issues • Professional access - backlogged/financial issues • Mental health needs not being met • Travel to get resources • T.I.C still not everywhere • Mobile crisis response • Volunteer burnout • Climate change • Pet ownership limit support E.C. housing • Seasonal employment

NOTE: The data and narrative presented are based on this unique data source, which may or may not represent a sample size that is representative of the SKP service area, and the narrative may not be inclusive of all available data points. Please refer to Data Limitations on page 11 for additional information.

Table 4: Environmental Wellness Strengths and Challenges

Environmental Wellness: A harmonious and sustainable relationship with immediate surroundings that expands to the natural world.	
Environmental Wellness Strengths	Environmental Wellness Challenges
<ul style="list-style-type: none"> • There are a variety of ways people can connect to the natural world (e.g. clean air, quiet, walk to work, fish) (5) • A healthy environment supports our local economy (4) • Kachemak Bay/Cook Inlet connects us to other coastal communities (2) • We have facilities and people that support community convening (2) • Easy access to many recreational opportunities (2) • Kachemak Bay/Cook Inlet connects us to all (1) 	<ul style="list-style-type: none"> • Habitat degradation resulting from population growth (3) • Lack of housing stock (3) • Built environment is not universally accessible (2) • Distance between agencies for people without transportation (2) • Emergency response access into homes can be a challenge (2) • Inequitable access to natural world/recreation (1) • Our interdependence with the natural world isn't well recognized (1)

Environmental Wellness: A harmonious and sustainable relationship with immediate surroundings that expands to the natural world.	
Environmental Wellness Strengths	Environmental Wellness Challenges
<ul style="list-style-type: none"> Increased healthcare facilities in outlying areas (1) We have choices on built environments we inhabit (e.g. schools, churches) Healthy maritime ecosystem Geographical dispersion Community infrastructure (e.g. water/sewer) in Homer Our natural environment is something we are all connected to in some way, is a unifying characteristic 	<ul style="list-style-type: none"> Severe weather events are impacting our communities (e.g. hay shortage) (1) Geographical dispersion creates health and safety challenges (1) Climate change is impacting local ecosystem Building relationships/connections between different spaces/places – there needs to be multiple entry points Lack of transportation for people who don't have their own Built environment if not pedestrian friendly Lack of transitional facilities (e.g. veterans, seniors, treatment) Housing stock doesn't meet needs of an aging demographic Community infrastructure (e.g. sewer, water, broadband) in outlying areas

NOTE: The data and narrative presented are based on this unique data source, which may or may not represent a sample size that is representative of the SKP service area, and the narrative may not be inclusive of all available data points. Please refer to Data Limitations on page 11 for additional information.

Table 5: Intellectual Wellness Strengths and Challenges

Intellectual Wellness: Staying curious, engaging in creative activities, and learning new things	
Intellectual Wellness Strengths	Intellectual Wellness Challenges
<ul style="list-style-type: none"> Community REC – ways to learn outside of school (6) Writers' Conference (but costs money) (6) Funding for community activities (new to people activities) 907 Veterans Charter Fishing (3) Art – Creative Intelligence (opportunities for art learning) (3) Good Wi-Fi library and other resources (info access) (2) Library – opportunities for group learning (1) Entry points for learning about different lived experiences (1) Hospice of Homer Film Festival about age (1) Fireweed/Forest Schools new ideas about education (1) Curiosity vs. intellectual Access to alternative medicine Independent Living Disabilities Art Show – “We are able” Destigmatizing Disabilities Film Festival 	<ul style="list-style-type: none"> Polarization (6) Stigma about invisible disabilities (6) Afraid to ask what we don't know (6) Limited dedicated space for out of school learning (3) Some schools are less open to new philosophies (2) Lack of awareness of specific groups' needs and contributions (2) Not aware of abilities compared to disabilities (2) Not appreciating differences - neurodiversity (1) Don't go deeper superficial connections – Veterans “Thank you for your service” (1) Lack of awareness of multiple intelligences (1) Misunderstanding of what different resources exist (1)

Intellectual Wellness: Staying curious, engaging in creative activities, and learning new things	
Intellectual Wellness Strengths	Intellectual Wellness Challenges
<ul style="list-style-type: none"> Human connection – Veterans Buddy program People are moving beyond their comfort zone High scholastic level 	

NOTE: The data and narrative presented are based on this unique data source, which may or may not represent a sample size that is representative of the SKP service area, and the narrative may not be inclusive of all available data points. Please refer to Data Limitations on page 11 for additional information.

Table 6: Physical Wellness Strengths and Challenges

Physical Wellness: The ability to perform daily activities without undue fatigue or physical stress.	
Physical Wellness Strengths	Physical Wellness Challenges
<ul style="list-style-type: none"> Natural environment – easier in summer, more active lifestyle - walk/bike/hike, community rec center, SPARC, skiing terrain, rope tow, arts in the community, specialty at spit, workout facility options, youth program ski equipment, sports programs for youth (9) Youth programs – Sprout, Head Start, library programs, arts, sports, programs for youth (6) Men’s residential recovery – need more MAT (2) SPARC – nonprofit, wheelchair accessible, large safe space (1) Increased service from SVT/Ninilchik/Anchor Point/NTC too Neighborhood connections and support Multiple PT services Nature – environment, terrain, sports programs, community rec programs, arts, MAT, Sprout, Head Start, libraries Telehealth more access otherwise 	<ul style="list-style-type: none"> Lack of sidewalks and bike paths (8) The cost of outdoor recreation can be a limitation to accessing the environment during inclement weather, etc. (6) Aging challenges of living here (wood chopping, shoveling snow) (4) Lack of public transportation (3) Lack of elder care (3) Social anxiety in small town – lack of anonymity (2) Wait list for primary care (2) Cold and icy – unsafe to get outside (2) Conditions of bike path not ideal – not maintained (1) Isolation (1) Perception that can’t do it – knowledge of opportunities (1) Lack of volunteers Lack of childcare (1) Siloing – staying in your own lane – no coordination (1) COVID impact healthcare/wellness Lack of affordable, long term housing Physical classes geared toward elders Historical knowledge leaves community as elders leave Lack of nonskilled eldercare Recovery – focus on wellness – change mindset back to wellness Loss of primary care providers Affordability of healthcare Dogs on beach or neighborhoods with human – animal conflict Beginner activities - activities to reengage – hard to start

Physical Wellness: The ability to perform daily activities without undue fatigue or physical stress.	
Physical Wellness Strengths	Physical Wellness Challenges
	<ul style="list-style-type: none"> • Food insecurity – winter especially • Lack of sunlight • SKP is not very wheelchair accessible • Lack of awareness for support groups • Lack of space for preschoolers in programs – cost barrier for private • Lack of activities for teenagers – late night, safe spaces • Free play opportunities for youth • Harder in off season – winter • Accessibility – transport, equipment, cost • Transport cost for private facilities • Geography and travel, charter flights, access to larger communities • Services clearing house to help connect services • Telehealth – zero in person • Access to specialty wait list • Mental health/counseling resources • Wildlife – human interactions – negative, risk

NOTE: The data and narrative presented are based on this unique data source, which may or may not represent a sample size that is representative of the SKP service area, and the narrative may not be inclusive of all available data points. Please refer to Data Limitations on page 11 for additional information.

Table 7: Social Wellness Strengths and Challenges

Social Wellness: A sense of connection, belonging, safety and a reliable support system.	
Social Wellness Strengths	Social Wellness Challenges
<ul style="list-style-type: none"> • Nature (3) • Small close knit personal community groups with like-minded values (3) • Friendly community (2) • Volunteerism as a culture (2) • Word of mouth in small community (2) • Geographic realities necessitate cooperation (1) • MAPP (1) • Overlapping community social web • Family connection and ties • Connection to neighbors even if you live out of town • Organizations – large variety • Lots of activities • Pet friendly community • Service oriented community 	<ul style="list-style-type: none"> • Social isolation status post pandemic (3) • Lack of funding for case managers to ensure folks are connected to resources (3) • Lack of childcare/capacity for childcare (2) • Social cliques (2) • Siloed communities (2) • Lack of indoor activities (1) • Winter (1) • Polarized opinions (1) • Visual community calendar – neutral information location (1) • Lack of capacity to bring long term change to set pattern of behavior (1) • Folks are looking for recovery (1) • Lack of leadership in recovery due to people moving, passing, etc. (1) • Back roads and trails not safe • Snowbirds - folks that leave for winter

Social Wellness: A sense of connection, belonging, safety and a reliable support system.	
Social Wellness Strengths	Social Wellness Challenges
	<ul style="list-style-type: none"> • Sober vs. non sober ways to be social – cultural norms with alcohol • Lack of established mentorship communication • Relying on technology as opposed to personal interaction • Elderly folks lack volunteers for social interaction • Lack of options for organized activities for teens • Generational and geographical cliques • Ingrained in how things were built and not very open to feedback and change – incorporate feedback channels • Lack of tools to overcome insecurities and trauma • How do you keep the connectivity going if someone moves • COVID created challenge to connect and participate in community activities • Organizational isolation • Ability (connection) to self-isolated groups • How do you hand down neighborhood culture to new folks

NOTE: The data and narrative presented are based on this unique data source, which may or may not represent a sample size that is representative of the SKP service area, and the narrative may not be inclusive of all available data points. Please refer to Data Limitations on page 11 for additional information.

Table 8: Spiritual Wellness Strengths and Challenges

Spiritual Wellness: A sense of purpose and meaning in life.	
Spiritual Wellness Strengths	Spiritual Wellness Challenges
<ul style="list-style-type: none"> • Lots of avenues for people exploring spirituality/to seek spirituality (5) • Mindfulness activities (yoga) (5) • Land connectedness (3) • Lots of offerings for people seeking (2) • Higher power concept is unifying (2) • Unity in mourning and challenges (example Duffy, Drew) (2) • Room to explore spirituality that isn't mainstream (1) • Bible Institute (1) • Renewed desire to participate in community in person – real relationships (1) • Fireworks (1) • We do overcome tribalism (1) • Beauty of where we live promotes wellness for our spirituality • Unified community event with spiritual purpose 	<ul style="list-style-type: none"> • The need to be right (5) • Churches politicized (4) • Connecting resources and people and needs (4) • Meeting people where they are at regardless of beliefs – this doesn't have to be compromising your beliefs (3) • Sense of hopelessness worldwide (2) • Spirituality in community can feel competitive (2) • Hustle culture – we focus on surviving capitalism and don't have permission to focus on this aspect (2) • Stigma/judgment – big churches feels like people can fall through the cracks (2) • Redefining purpose after COVID (1) • Talking circles could be powerful (1) • There can be missions out of country but not meeting local needs (1)

Spiritual Wellness: A sense of purpose and meaning in life.	
Spiritual Wellness Strengths	Spiritual Wellness Challenges
<ul style="list-style-type: none"> • Spiritual culture/wellbeing feels supported • Lots of diversity – lots of support and avenues • Physical activities • Churches helping meet basic needs/community events • Re-engagement at a local level – flesh and blood relationships • Lots of resources (Many Rivers, SVT, SPARC) • Communal appreciation for nature 	<ul style="list-style-type: none"> • VA Chaplain could share with churches on sharing/communicating with Vets (1) • Geographical separation • Post 2020 not as confident spiritually – confident in why I’m here (challenge and opportunity for growth) • Unity is wanted but can be a challenge • So many churches it feels like churches get lost- churches need to work together • Lack of money can affect lack of spiritual needs counseling/wellness/coach/mentorships • Need to learn how to embrace all people • Be more intentional with indigenous spiritual beliefs • Less listening happening, lack of tolerance • Tribal tendencies in communication – judgment based on spiritual home • Lack of trauma informed care is a barrier to taking care of spiritual needs • Social needs directly affect spiritual well being • Limited jobs and resources can affect your sense of purpose • Maybe a varying opinion on “spirituality” and what that is and how it is understood by community • When basic needs are not met (housing/isolation/food) it is hard to have meaning for life • Lots of churches/separation • (VA Nurse) Chaplain would like to speak with vets – Chaplain would like to know how to engage with vets • Spiritual component for end of life (hospice) needed – elderly need cared for spiritually

NOTE: The data and narrative presented are based on this unique data source, which may or may not represent a sample size that is representative of the SKP service area, and the narrative may not be inclusive of all available data points. Please refer to Data Limitations on page 11 for additional information.

Perceptions of Community Health Survey

Methodology

The CHNA workgroup reviewed questions from the prior Perceptions of Community Health Survey and revised questions for the 2023 iteration. COVID-19 questions as well as additional and modified demographic questions were included. To the extent possible, the workgroup maintained a consistent set of questions to allow for comparison across CHNAs. The Perceptions of Community Health Survey can be found in Appendix A and the full data set in Appendix B. For this assessment, given the low population numbers, the communities of Fox River, Kachemak Selo, Razdolna and Voznesenka were clustered to create the Fox River Region. A total of 1,020 surveys were included in the assessment.

The survey was open for community response between August 2022 and February 2023. Surveys were completed during the following events and at the following locations: Rotary Health Fair, Fritz Creek General Store, Homer Community Food Pantry, Anchor Point VFW, Ninilchik State Fair, Ninilchik Elders Luncheon, and Anchor Point Holiday Craft Bazaar.

Paper copies were available with drop boxes at the following locations: West Wing, Ninilchik Community Clinic, KPC Kachemak Bay Campus, Homer United Methodist Church, Sprout Family Services, Kachemak Bay Family Planning Clinic, REC Room, Homer Medical Clinic, Family Care Clinic, Serene Waters, Functional Medicine Clinic, SVT Health and Wellness, South Peninsula Behavioral Health Services, Homer Senior Center, and Anchor Point Senior Center.

The survey link was shared through Facebook Posts, Homer News Ads, flyers around town and through Steering Committee members. In addition to these methods, South Peninsula Hospital shared the link with its employees.

Upon completion of the survey, participants had the option to enter their name into a drawing for a chance to win prizes and incentives from local vendors.

To compile paper and online results, all paper surveys were entered into the online SurveyMonkey survey by volunteers at South Peninsula Hospital.

Historical data is included from prior Perceptions of Community Health surveys where applicable. The number of respondents may vary by question in the subsequent tables and charts as respondents did not provide a response to each question.

In addition to the Perceptions of Community Health Survey, to reach a broad range of community members, intercept surveys, focus groups, and stakeholder interviews were also conducted. Intercept surveys were a consolidated version of the Perceptions of Community Health Survey conducted by Strategy Solutions, Inc. at various community locations. Focus groups were designed to get input on strengths and needs within the community and were facilitated by Strategy Solutions as well as by members of the CHNA workgroup. Stakeholder interviews were one on one interviews conducted by Strategy Solutions to identify strengths and needs. The intercept survey can be found in Appendix C, with full data set in Appendix D, the focus group guide in Appendix E, and the stakeholder interview questions in Appendix F.

In some cases SKP population demographic data is compared to primary survey data. The SKP population demographic data was collected from Claritas-Pop-Facts Premier, Environics Analytics, US Census. Claritas-Pop

Facts Premier, Environics Analytics is a subscription service that compiles data from the US Census Bureau and American Community Survey data that Strategy Solutions, Inc. used to compile demographic data.

Focus Groups

A total of 9 focus groups were completed with 58 participants:

- July 22, 2022
 - SKP Resilience Coalition Leadership Team (7 participants)
- November 4, 2022
 - Recovery Community (2 groups) (14 participants)
- November 7, 2022
 - Food Pantry (6 participants)
 - Homer Senior Center (6 participants)
 - Homer Chamber of Commerce (5 participants)
 - REC Room (5 participants)
- December 10, 2022
 - United Women in Faith (8 participants)
- January 16, 2023
 - Ninilchik Elder's Luncheon (2)
- February 24, 2023
 - Faith Based Group (5 participants)

Intercept Surveys

Intercept surveys were conducted at 11 locations with a total of 202 total respondents. Data was included for 201 surveys as one respondent did not live in SKP.

- July 22, 2022
 - Homer Public Library (12 surveys)
 - Wagon Wheel (12 surveys)
 - Anchor Point Senior Center Bingo (18 surveys)
- July 23, 2022
 - Homer Medical Center Sports Physicals (28 surveys)
 - Cole's Market (14 surveys)
 - Fritz Creek General Store (9 surveys)
 - Homer Landfill (9 surveys)
 - KBFPC Sip & Shuck Fundraiser (37 surveys)
- July 24, 2022
 - Church on the Rock (26 surveys)
 - Anchor Point Concert on the Green (23 surveys)
- July 25, 2022
 - Homer Food Pantry (14 surveys)

Stakeholder Interviews

A total of 7 stakeholder interviews were conducted.

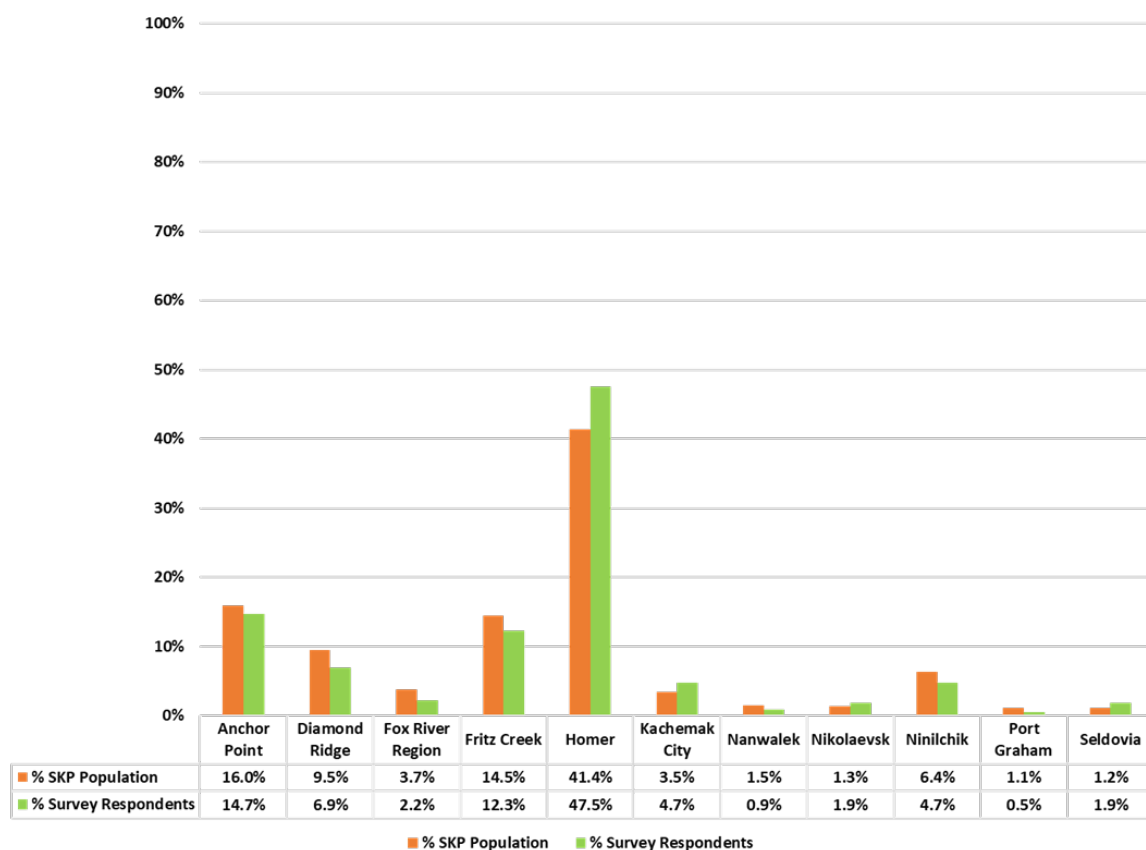
- July 22, 2022
 - Public Health Department – Lorne Carrol, Cynthia West
- November 4, 2022
 - Jane Dunn, Choosing Our Roots
 - Tessa Sullivan, Director, HeadStart
 - Donna Adherhold, Homer City Council
- November 5, 2022
 - Dr. Paula Godfrey, SHP Emergency Department
- November 7, 2022
 - Kyle Darbonne, Principal, Fireweed Academy
 - Ken Castner, Mayor of Homer

Perceptions of Community Health Survey Demographics Compared to Southern Kenai Peninsula Demographics

The 2023 Perceptions of Community Health Survey was completed by a total of 1,020 residents from Southern Kenai Peninsula (SKP) representing 11 distinct communities. For this assessment, given the low population numbers, the communities of Fox River, Kachemak Selo, Razdolna and Voznesenka were clustered to create the Fox River Region.

The highest percentage of survey respondents were from Homer, which accounts for the largest population in the Southern Kenai Peninsula. Survey responses were close to the population in most communities.

Figure 5: Population by Community Compared to Survey Respondents



Source:

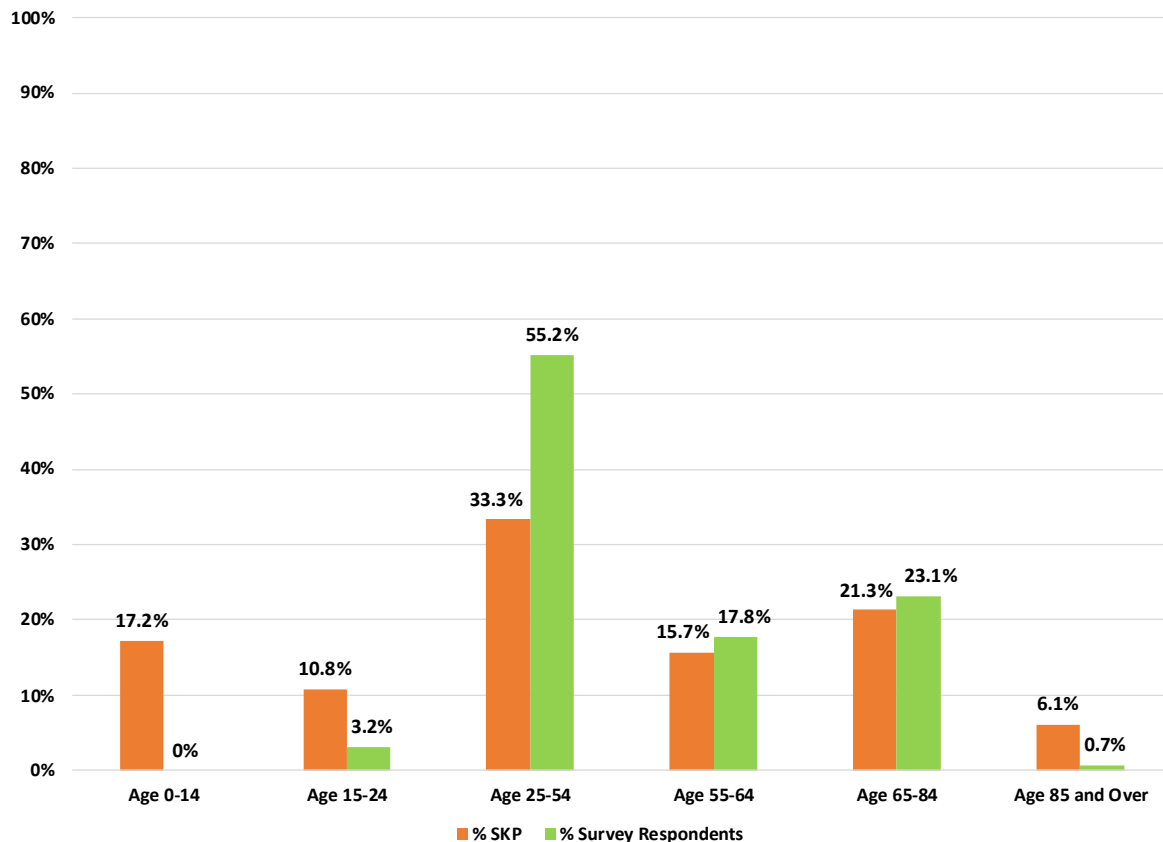
SKP Population: Claritas Envirionics/US Census Bureau

Survey Respondents: Perception of Community Health Survey

NOTE: The data and narrative presented are based on this unique data source, which may or may not represent a sample size that is representative of the SKP service area, and the narrative may not be inclusive of all available data points. Please refer to Data Limitations on page 11 for additional information.

No one under the age of 15 completed the Perception of Health Survey. The highest percentage of survey respondents were ages 25-54 which also accounts for the largest age group in the Southern Kenai Peninsula.

Figure 6: Southern Kenai Peninsula Population by Age Compared to Survey Respondents



Source:

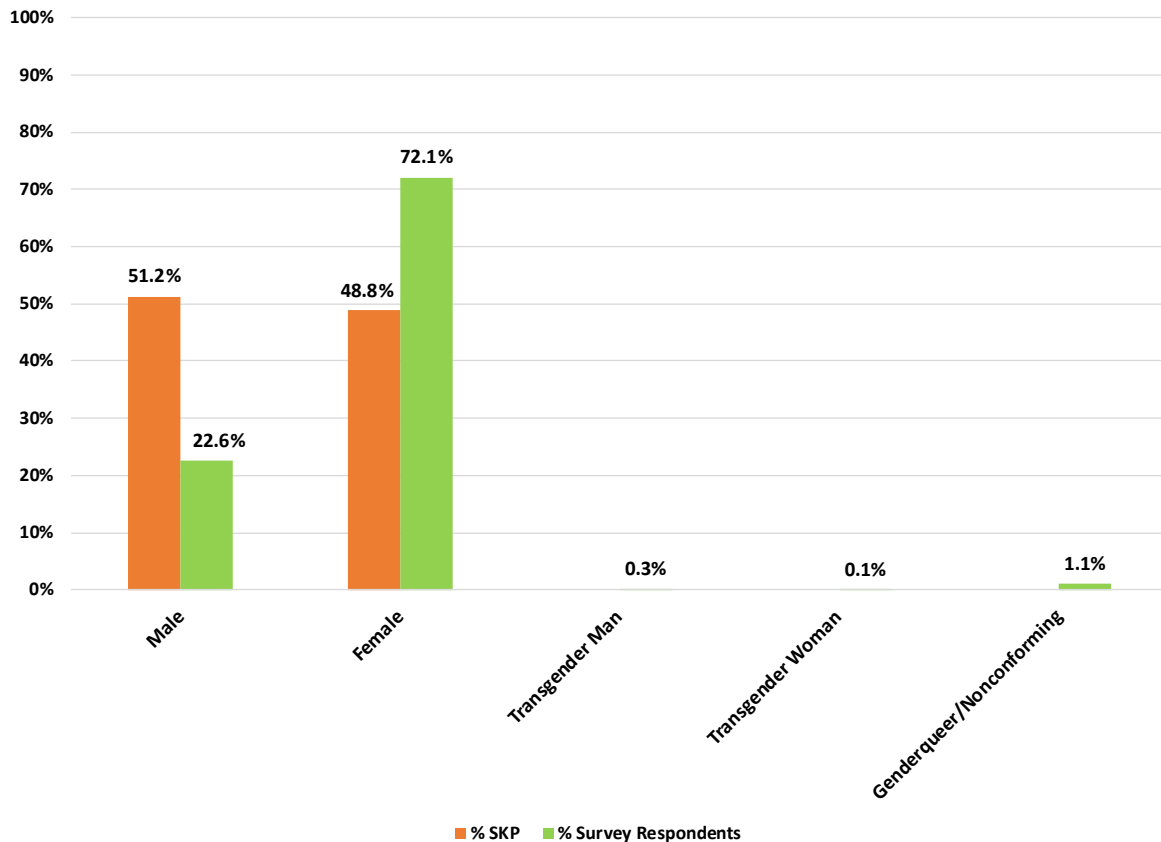
SKP Population: Claritas Environics/US Census Bureau

Survey Respondents: Perception of Community Health Survey

NOTE: The data and narrative presented are based on this unique data source, which may or may not represent a sample size that is representative of the SKP service area, and the narrative may not be inclusive of all available data points. Please refer to Data Limitations on page 11 for additional information.

A higher percentage of females completed the Perceptions of Health Survey than males, while there is a higher percentage of males in the Southern Kenai Peninsula.

Figure 7: Southern Kenai Peninsula Population by Gender Compared to Survey Respondents



Source:

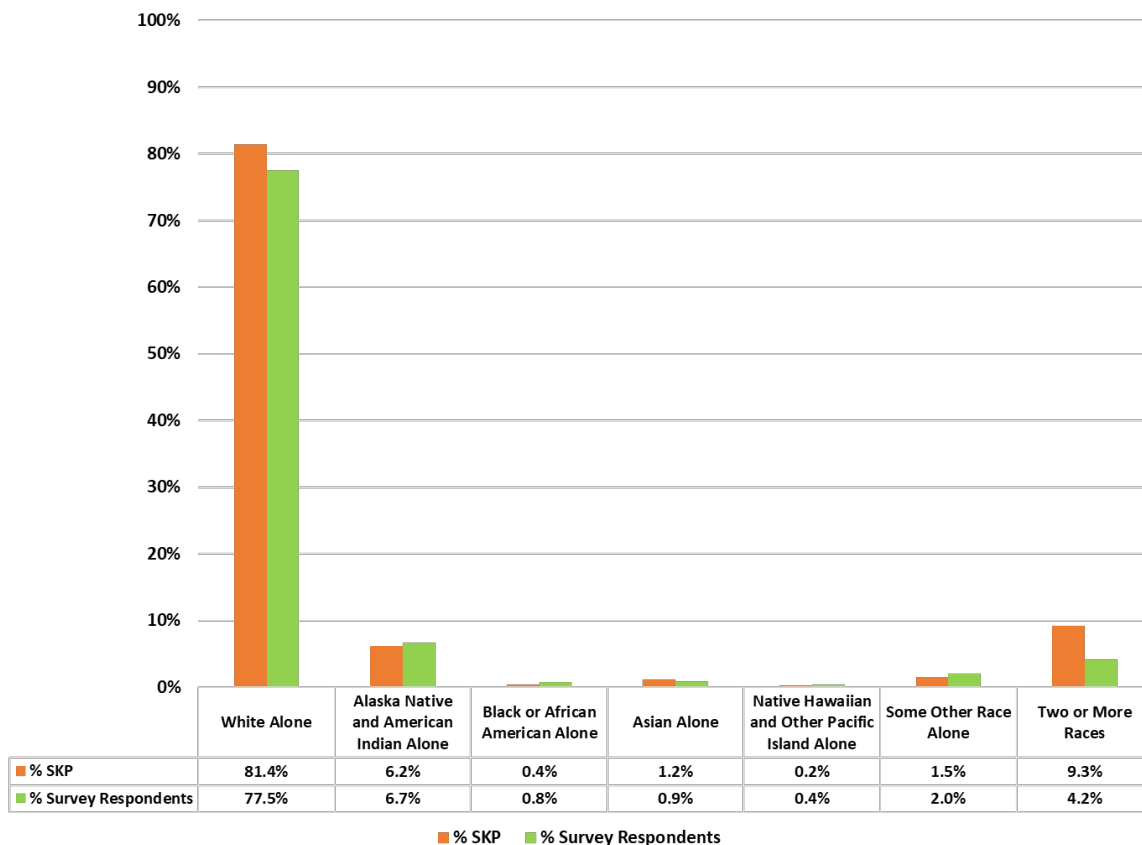
SKP Population: Claritas Environics/US Census Bureau

Survey Respondents: Perception of Community Health Survey

NOTE: The data and narrative presented are based on this unique data source, which may or may not represent a sample size that is representative of the SKP service area, and the narrative may not be inclusive of all available data points. Please refer to Data Limitations on page 11 for additional information.

The highest percentage of survey respondents were White, which is comparable to the overall population of the Southern Kenai Peninsula.

Figure 8: Southern Kenai Peninsula Population by Race Compared to Survey Respondents



Source:

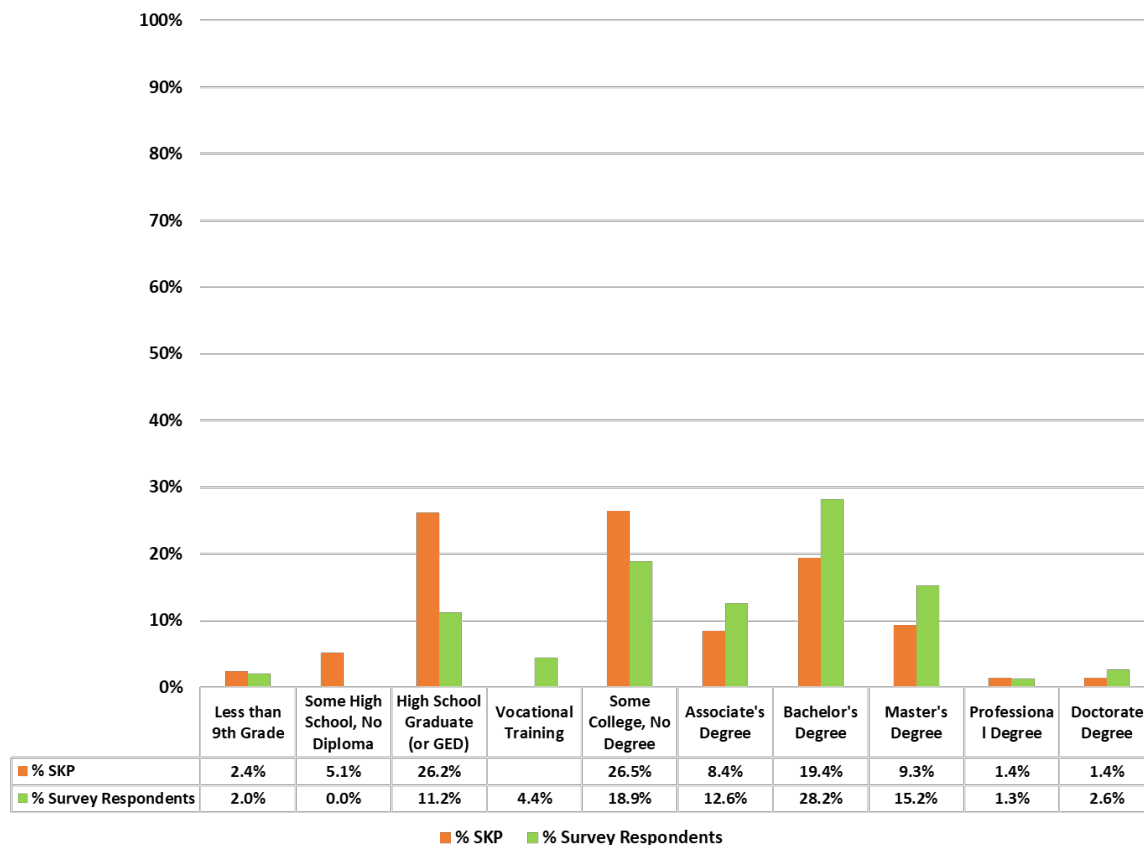
SKP Population: Claritas Environics/US Census Bureau

Survey Respondents: Perception of Community Health Survey

NOTE: The data and narrative presented are based on this unique data source, which may or may not represent a sample size that is representative of the SKP service area, and the narrative may not be inclusive of all available data points. Please refer to Data Limitations on page 11 for additional information.

The highest percentage of Perception of Health survey respondents had a bachelor's degree, while the highest percentage of residents in the Southern Kenai Peninsula have some college, but no degree.

Figure 9: Southern Kenai Peninsula Population by Educational Attainment Compared to Survey Respondents



Source:

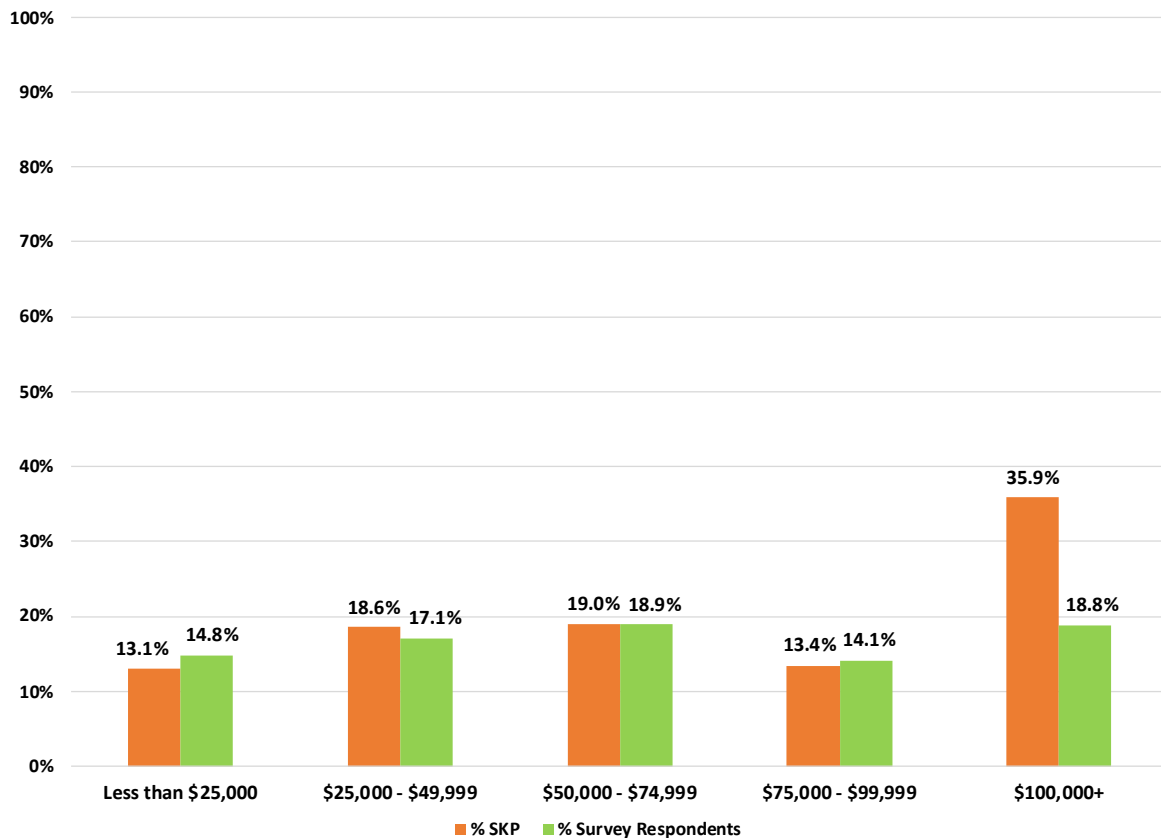
SKP Population: Claritas Environics/US Census Bureau

Survey Respondents: Perception of Community Health Survey

NOTE: The data and narrative presented are based on this unique data source, which may or may not represent a sample size that is representative of the SKP service area, and the narrative may not be inclusive of all available data points. Please refer to Data Limitations on page 11 for additional information.

The household income of survey respondents aligned with that of the Southern Kenai Peninsula with the exception of those with incomes of \$100,000 or more, which were underrepresented in the survey.

Figure 10: Southern Kenai Peninsula Population by Income Compared to Survey Respondents



Source:

SKP Population: Claritas Environics/US Census Bureau

Survey Respondents: Perception of Community Health Survey

NOTE: The data and narrative presented are based on this unique data source, which may or may not represent a sample size that is representative of the SKP service area, and the narrative may not be inclusive of all available data points. Please refer to Data Limitations on page 11 for additional information.

Table 9: Perceptions of Community Health Survey Respondents with Health Insurance, Comparison 2008-2023

2008 Perceptions Survey (1,429 responses)	2012 Perceptions Survey (1,164 responses)	2015 Perceptions Survey (660 responses)	2023 Perceptions Survey (1,020 responses)
Yes (73%) / No (27%)	Yes (75%) / No (25%)	Yes (88%) / No (12%)	Yes (70.5%) / No (4.5%) Prefer Not to Answer (25.0%)

Source: Perception of Community Health Survey

NOTE: The data and narrative presented are based on this unique data source, which may or may not represent a sample size that is representative of the SKP service area, and the narrative may not be inclusive of all available data points. Please refer to Data Limitations on page 11 for additional information.

Perceptions of Community Health Survey Feedback to Impact of COVID-19

Respondents were asked to indicate if any of the following areas were more challenging than normal during the COVID-19 pandemic. This was a “check all that apply” question.

Table 10: Challenges During COVID-19

Areas Impacted by COVID-19	2023 Perceptions Survey (1,020 responses)
Did not experience any challenges	22.1%
Job security (unemployed, fired or laid off, less work to do than before, less income, etc.)	20.2%
Access to medical care	18.9%
Paying bills (medical or other)	18.3%
Access to food (affordable groceries, getting SNAP benefits, feeding family or loved ones, etc.)	18.1%
Housing (paying rent, facing eviction, foreclosure, maintenance, etc.)	16.6%
Utilities (electric, gas, or water shut-offs or difficulty paying for them)	15.0%
Other	12.5%
Transportation (getting to places you need to go, riding public transit, driving a car, etc.)	11.1%
Affording other basic needs (not mentioned)	10.2%
Access to childcare	8.2%
Safety at home (abuse, interpersonal violence, family violence, or domestic violence)	3.0%

Source: Perception of Community Health Survey

NOTE: The data and narrative presented are based on this unique data source, which may or may not represent a sample size that is representative of the SKP service area, and the narrative may not be inclusive of all available data points. Please refer to Data Limitations on page 11 for additional information.

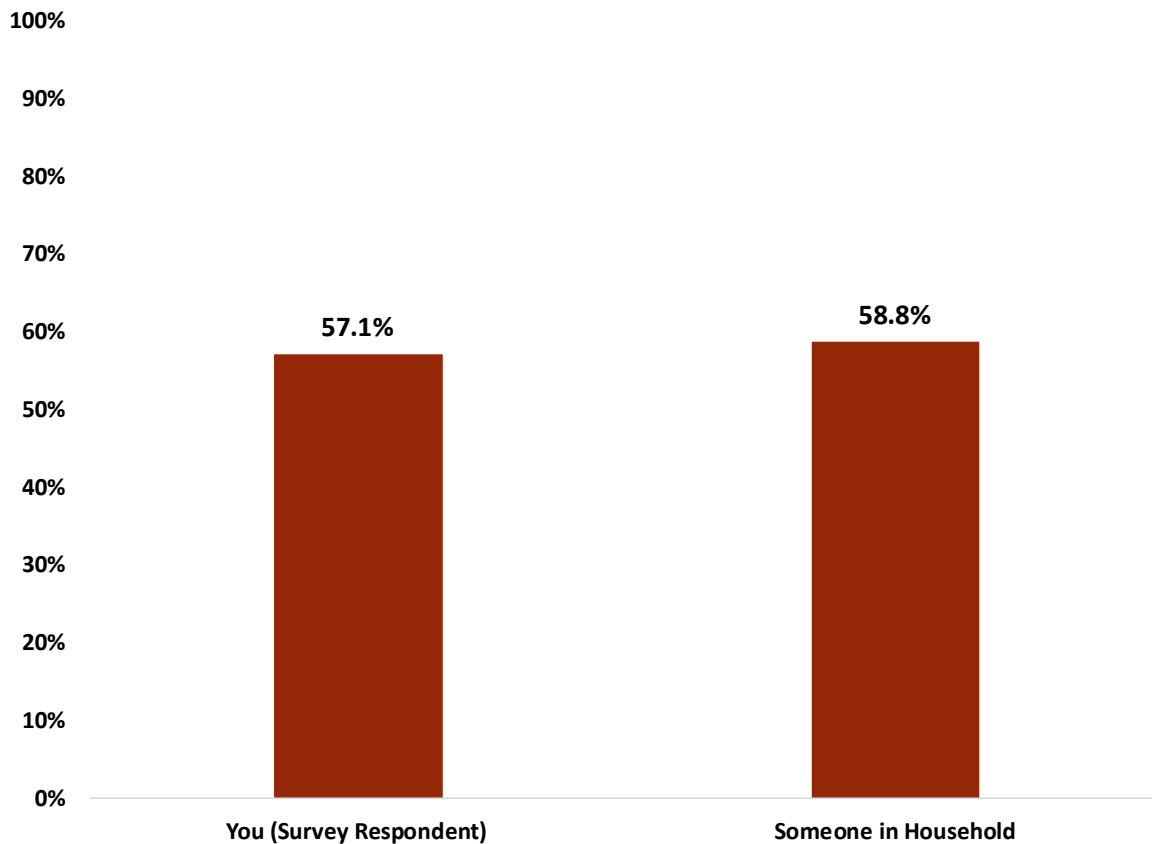
Other challenges noted included:

- Isolation/time away from loved ones/loneliness
- Shortages of food and household items
- Access to 12-step meetings
- Access to businesses, services, and activities
- Divide in community based on views of COVID and masking
- Anxiety being in public
- Balancing responsibilities (working from home while kids were doing remote learning)
- Stress created by pandemic
- Knowing what was factual
- Mental health issues
- Increased drinking
- Divorce
- Harassment
- Death/loss of loved ones
- Lack of space/privacy

- Uncertainty

Of those who responded to the question if they personally had tested positive for COVID-19 (N=821) or someone in their household had (N=816), over half personally tested positive (57.1%) or had someone in their household test positive (58.8%).

Figure 11: Tested Positive for COVID-19

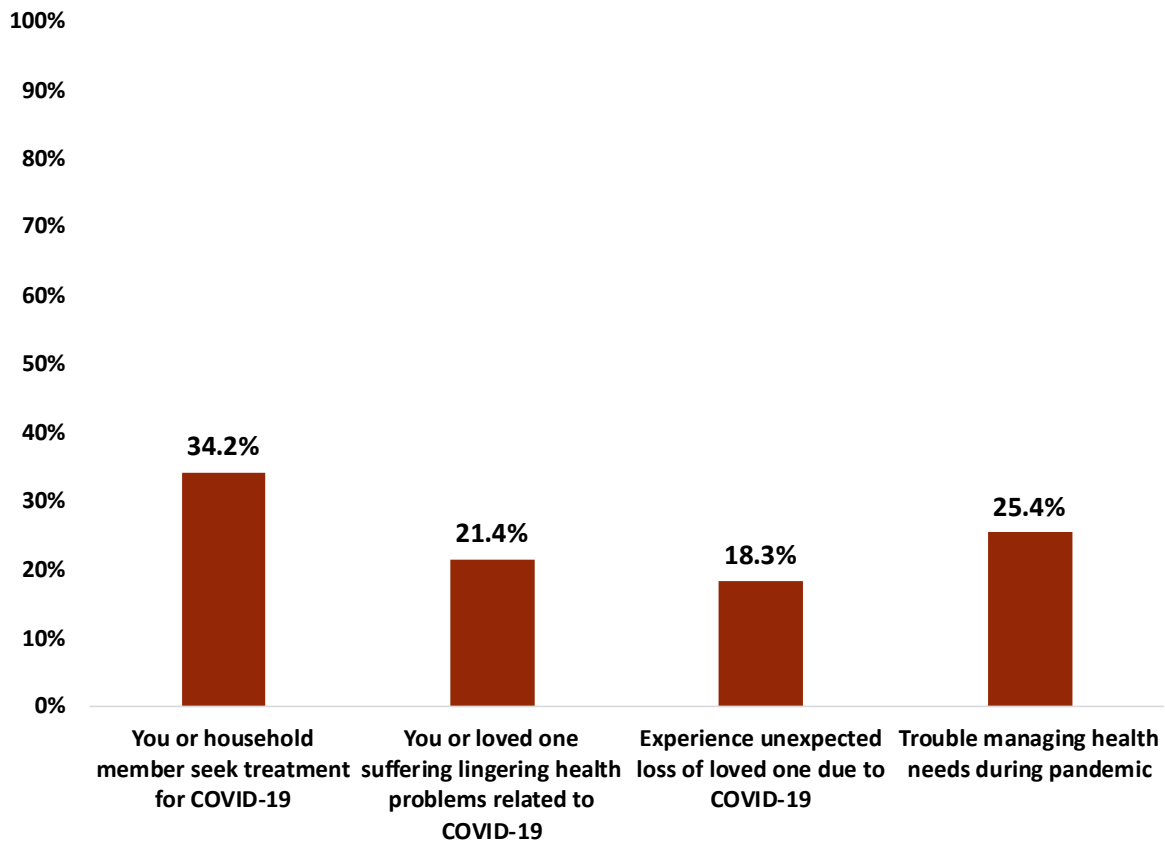


Source: Perception of Community Health Survey

NOTE: The data and narrative presented are based on this unique data source, which may or may not represent a sample size that is representative of the SKP service area, and the narrative may not be inclusive of all available data points. Please refer to Data Limitations on page 11 for additional information.

Approximately one third of survey respondents (34.2%) personally sought treatment for COVID-19 or had a household member who did. One in four respondents (25.4%) had trouble managing their health needs during the pandemic. One fifth (21.4%) of respondents either suffered lingering health problems related to COVID-19 or had loved ones who did.

Figure 12: Impact of COVID-19

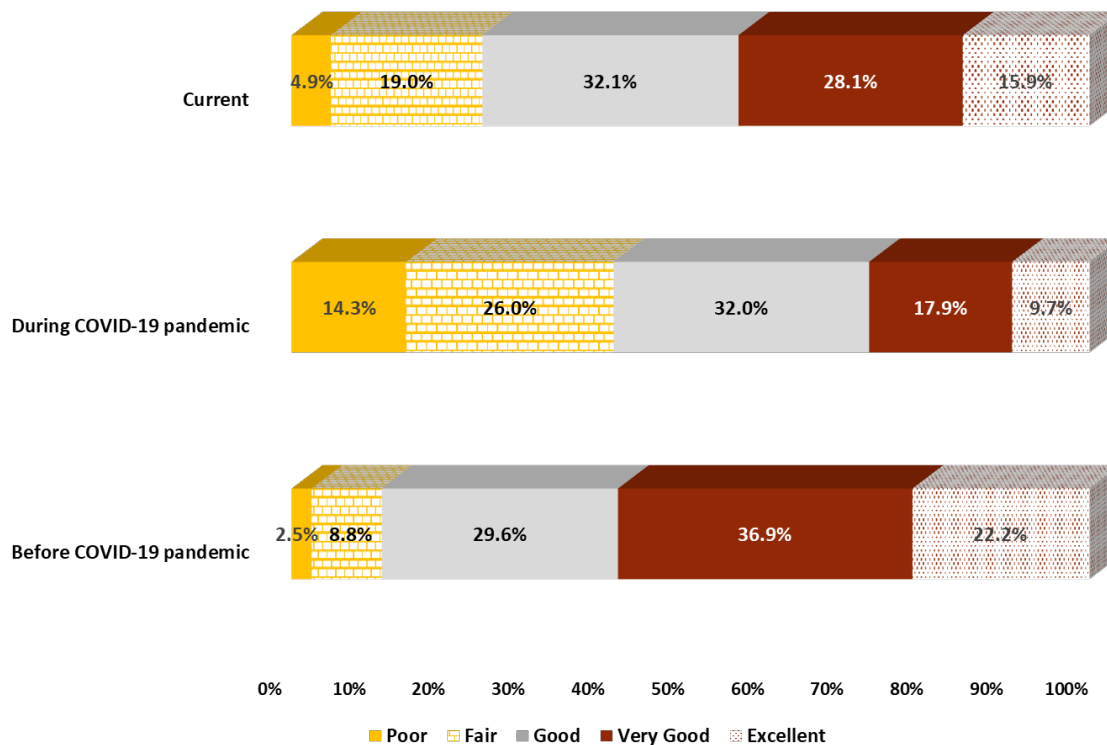


Source: Perception of Community Health Survey

NOTE: The data and narrative presented are based on this unique data source, which may or may not represent a sample size that is representative of the SKP service area, and the narrative may not be inclusive of all available data points. Please refer to Data Limitations on page 11 for additional information.

During the COVID-19 pandemic there was an increase in respondents reporting their mental health as fair or poor in comparison to before the pandemic. Although not back to where it had been prior to COVID-19, there was an increase in those reporting current mental health as very good or excellent.

Figure 13: Impact of COVID-19 on Mental Health



Source: Perception of Community Health Survey

NOTE: The data and narrative presented are based on this unique data source, which may or may not represent a sample size that is representative of the SKP service area, and the narrative may not be inclusive of all available data points. Please refer to Data Limitations on page 11 for additional information.

The following were some strategies used by community members during the pandemic:

- Online free offerings like yoga and meditation
- Outdoor activities (i.e., walking, hiking, biking, kayaking, fishing, gardening)
- Talking with family and friends/connecting via Zoom
- Counseling
- 12 step meetings
- Exercise
- Cooking
- Arts/Crafts
- Activities with pets
- Ate well
- Took vitamins

- Avoided crowds
- Virtual book clubs
- Prayer/Church
- Volunteered
- Ate or drank too much
- Reading
- Hobbies
- Continued to work and live life
- Netflix/watched tv/movies
- Projects

Perceptions of Community Health Survey Results and Historical Survey Results

Respondents were asked to identify the three aspects they felt were the community's greatest strengths. To maintain consistency with prior reports, the top five are reported. The five greatest community strengths identified were:

Table 11: Community Strengths, Historical Perspective

	2008 Perceptions Survey (831 responses)	2012 Perceptions Survey (1,171 responses)	2015 Perceptions Survey (680 responses)	2019/2020 Perceptions Survey (469 responses)	2023 Perceptions Survey (1,020 responses)
1	People help each other	Natural beauty (79%)	Natural beauty (63%)	Natural beauty (21%)	Natural beauty (56%)
2	Respect for varied viewpoints	People help each other (68%)	People help each other (36%)	People help each other (11%)	People help each other (28%)
3	Natural beauty	Healthy environment (53%)	Cultural/arts opportunities (29%)	Schools (10%)	Recreational opportunities (25%)
4	Diverse private/public nonprofit organizations	Schools (48%)	School (27%)	Cultural/arts opportunities (8%)	Cultural/arts opportunities (25%)
5	Other	Cultural/arts opportunities (47%)	Recreational opportunities (24%)	Access to health care (8%)	Schools (21%)

Source: Perception of Community Health Survey

NOTE: The data and narrative presented are based on this unique data source, which may or may not represent a sample size that is representative of the SKP service area, and the narrative may not be inclusive of all available data points. Please refer to Data Limitations on page 11 for additional information.

Respondents were asked to identify the three aspects of the community they felt most needed to be improved. To maintain consistency with prior reports, the top five are reported. The five community aspects most needing to be improved were:

Table 12: Community Areas for Improvement, Historical Perspective

	2015 Perceptions Survey (590 responses)	2019/2020 Perceptions Survey (469 responses)	2023 Perceptions Survey (1,020 responses)
1	Jobs and economic opportunities (48%)	Jobs and economic opportunities (13%)	Housing (58%)
2	Public transport (38%)	Substance abuse treatment (13%)	Public transportation (24%)
3	Substance abuse treatment (36%)	Housing (12%)	Jobs and economic opportunities (20%)
4	Housing (26%)	Public transportation (12%)	Substance abuse treatment (17%)
5	Access to job training and higher education (17%)	Respect for varied viewpoints (10%)	Behavioral health services (17%)

Source: Perception of Community Health Survey

NOTE: The data and narrative presented are based on this unique data source, which may or may not represent a sample size that is representative of the SKP service area, and the narrative may not be inclusive of all available data points. Please refer to Data Limitations on page 11 for additional information.

When asked to rank the factors most negatively affecting themselves and their families, the top three responses were:

Table 13: Impact to Individual and Family, Historical Perspective

	2008 Perceptions Survey (834 responses)	2012 Perceptions Survey (506 responses)	2015 Perceptions Survey (649 responses)	2019/2020 Perceptions Survey (444 responses)	2023 Perceptions Survey (1,020 responses)
1	Economic costs	Economic costs (73%)	Physical health (86%)	Economic health (68%)	Economic health (36%)
2	Physical health	Physical health (68%)	Environmental health (73%)	Physical health (88%)	Mental/emotional health (36%)
3	Education and training costs	Mental/emotional health (47%)	Education/cost and availability (73%)	Mental/emotional health (57%)	Physical health (35%)

Source: Perception of Community Health Survey

NOTE: The data and narrative presented are based on this unique data source, which may or may not represent a sample size that is representative of the SKP service area, and the narrative may not be inclusive of all available data points. Please refer to Data Limitations on page 11 for additional information.

When asked to rank the factors most negatively affecting the community, the top three responses were:

Table 14: Factors Negatively Impacting Community, Historical Perspective

	2008 Perceptions Survey (834 responses)	2012 Perceptions Survey (454 responses)	2015 Perceptions Survey (649 responses)	2019/2020 Perceptions Survey (444 responses)	2023 Perceptions Survey (1,020 responses)
1	Substance abuse	Substance abuse (79%)	Substance abuse (97%)	Substance abuse (97%)	Substance abuse (66%)
2	Economic costs	Economic costs (54%)	Interpersonal violence (96%)	Mental/emotional health (82%)	Mental/emotional health (54%)
3	Mental/emotional health	Mental/emotional health (52%)	Mental/emotional health (75%)	Economic health (72%)	Economic health (41%)

Source: Perception of Community Health Survey

NOTE: The data and narrative presented are based on this unique data source, which may or may not represent a sample size that is representative of the SKP service area, and the narrative may not be inclusive of all available data points. Please refer to Data Limitations on page 11 for additional information.

When asked if any issues prevent personal use of services or activities available in the community, the top five responses were:

Table 15: Issues Preventing Use of Services, Historical Perspective

	2008 Perceptions Survey (831 responses)	2012 Perceptions Survey (886 responses)	2015 Perceptions Survey (567 responses)	2019/2020 Perceptions Survey (402 responses)	2023 Perceptions Survey (1,020 responses)
1	Cost	Cost (47%)	Cost (51%)	Cost (53%)	Cost (33%)
2	Transportation	Schedule conflicts (42%)	Not enough time (38%)	Schedule conflicts (47%)	Schedule conflicts (33%)
3	Distrust agency or provider	Not enough time (36%)	Schedule conflicts (38%)	Not enough time (39%)	Not enough time (26%)
4	Confidentiality	Lack of anonymity (14%)	Lack of anonymity (16%)	Lack of anonymity (18%)	Transportation (12%)
5	Lack of anonymity	Distrust agency/provider (13%)	Transportation (15%)	Awareness (15%)	Awareness (12%)

Source: Perception of Community Health Survey

NOTE: The data and narrative presented are based on this unique data source, which may or may not represent a sample size that is representative of the SKP service area, and the narrative may not be inclusive of all available data points. Please refer to Data Limitations on page 11 for additional information.

Respondents were asked to rate the following statements for themselves:

Table 16: Eight Dimensions of Wellness, Historical Perspective

Eight Dimensions of Wellness	Survey Year	Always	Frequently	Sometimes	Never
I have a sense of purpose and meaning in my life.	2023	54%	30%	15%	1%
	2020	53%	36%	11%	1%
	2015	25%	55%	19%	1%
I have a sense of connection, belonging, safety, and a reliable support system.	2023	50%	30%	18%	2%
	2020	50%	35%	14%	1%
	2015	64%	25%	10%	1%
I have the ability to perform daily activities without undue fatigue or physical stress.	2023	42%	37%	18%	3%
	2020	42%	41%	16%	2%
	2015	29%	48%	20%	2%
I have the opportunity to expand my knowledge and skills and use my creative abilities.	2023	38%	36%	24%	2%
	2020	43%	37%	18%	2%
	2015	**	**	**	**
I can cope effectively with life stresses, and my work and relationships are enriching.	2023	32%	44%	23%	1%
	2020	30%	51%	18%	2%
	2015	29%	55%	15%	1%
My surroundings are adequate for me (from my home to the wider community or environment)	2023	52%	31%	15%	2%
	2020	53%	35%	11%	1%
	2015	28%	43%	28%	1%
I have enough money for my basic needs, and I can adapt for unplanned expenses.	2023	42%	27%	22%	9%
	2020	41%	34%	20%	4%
	2015	45%	33%	20%	3%
I am connected to my own culture and traditions, and I see the diversity and richness of other cultures.	2023	42%	33%	19%	4%
	2020	43%	34%	19%	3%
	2015	**	**	**	**

Source: Perception of Community Health Survey

**Identical data not collected in 2015

NOTE: Data for 2023 is only for those who responded to the question and excludes those who responded "prefer to not answer"

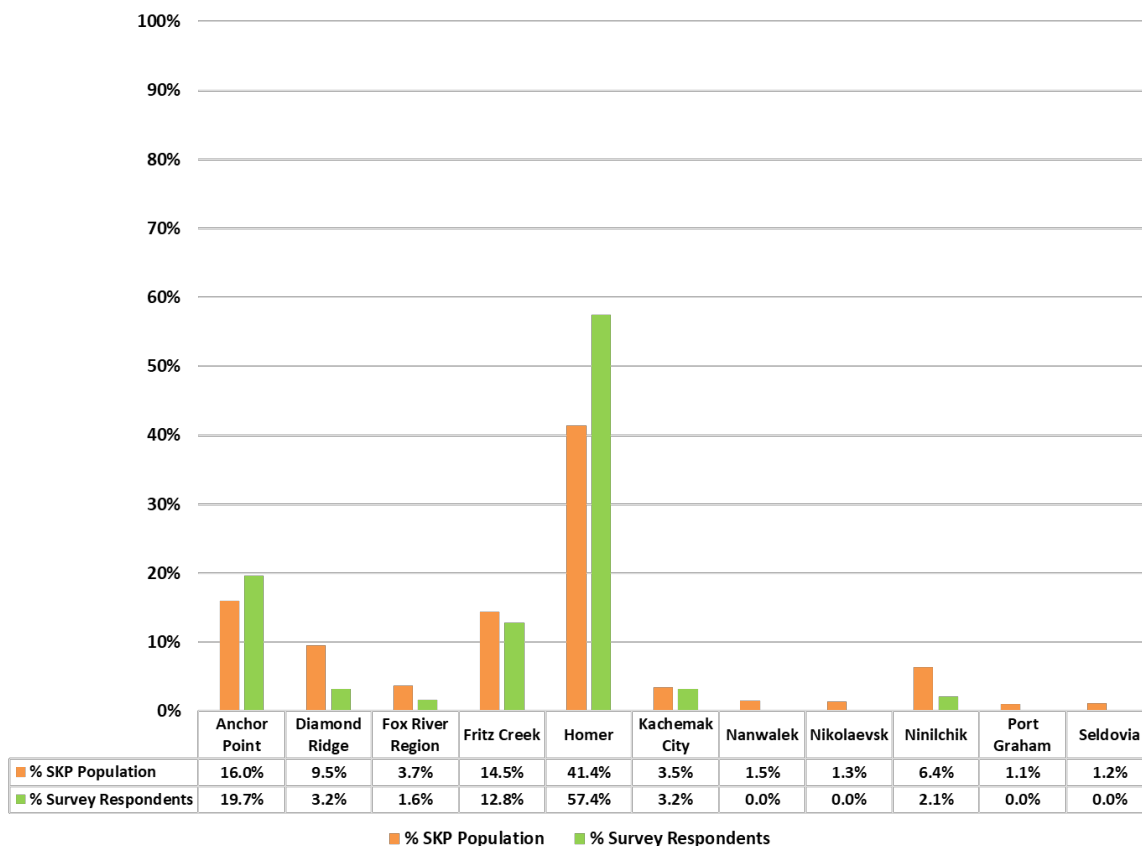
NOTE: The data and narrative presented are based on this unique data source, which may or may not represent a sample size that is representative of the SKP service area, and the narrative may not be inclusive of all available data points. Please refer to Data Limitations on page 11 for additional information.

Intercept Survey Demographics Compared to Southern Kenai Peninsula Demographics

Intercept surveys were completed by a total of 201 residents from Southern Kenai Peninsula (SKP) representing 11 distinct communities. For this assessment, given the low population numbers, the communities of Fox River, Kachemak Selo, Razdolna and Voznesenka were clustered to create the Fox River Region.

The highest percentage of survey respondents were from Homer, which accounts for the largest population in the Southern Kenai Peninsula. Survey responses were close to the population in most communities. No intercept surveys were completed for residents of Nanwalek, Nikolaevsk, Port Graham or Seldovia.

Figure 14: Population by Community Compared to Intercept Survey Respondents

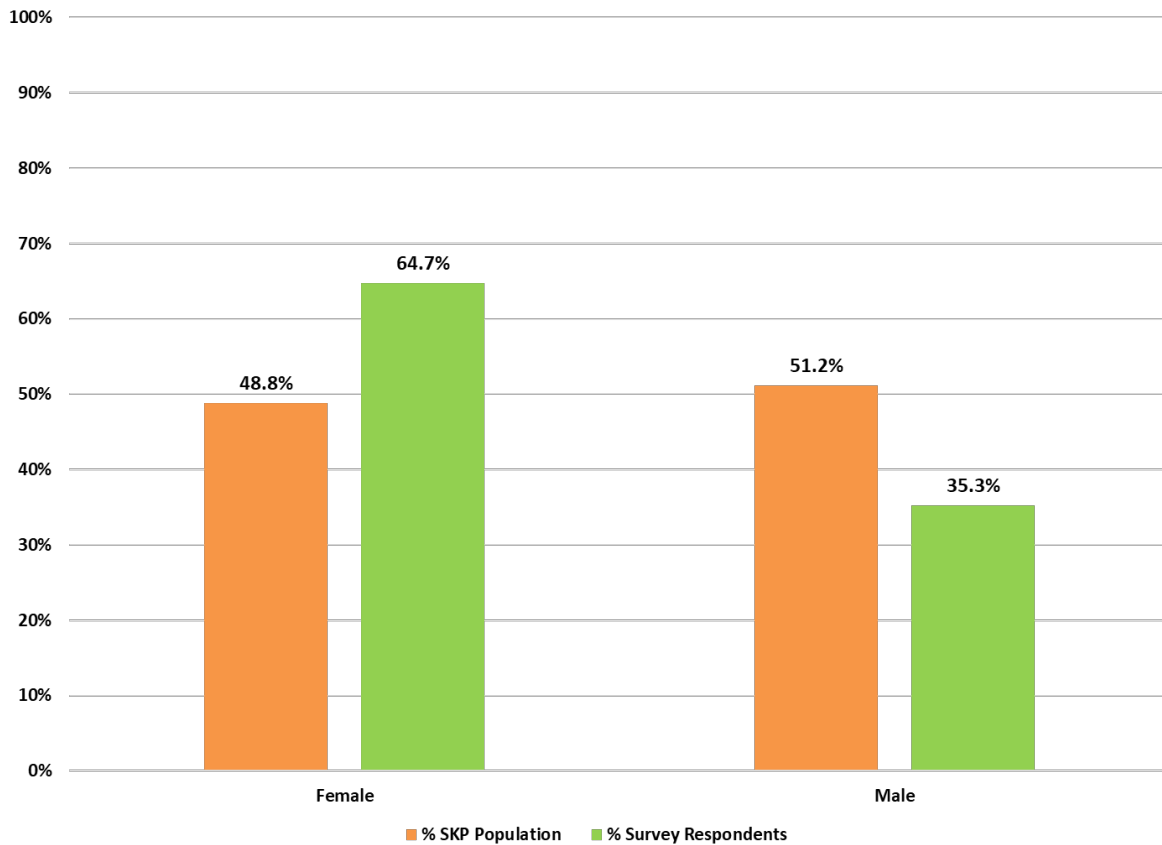


Source: Claritas Environics/US Census Bureau, Intercept Survey

NOTE: The data and narrative presented are based on this unique data source, which may or may not represent a sample size that is representative of the SKP service area, and the narrative may not be inclusive of all available data points. Please refer to Data Limitations on page 11 for additional information.

A higher percentage of females completed the Intercept Survey than males, while there is a higher perception of males in the Southern Kenai Peninsula.

Figure 15: Southern Kenai Peninsula Population by Gender Compared to Intercept Survey Respondents

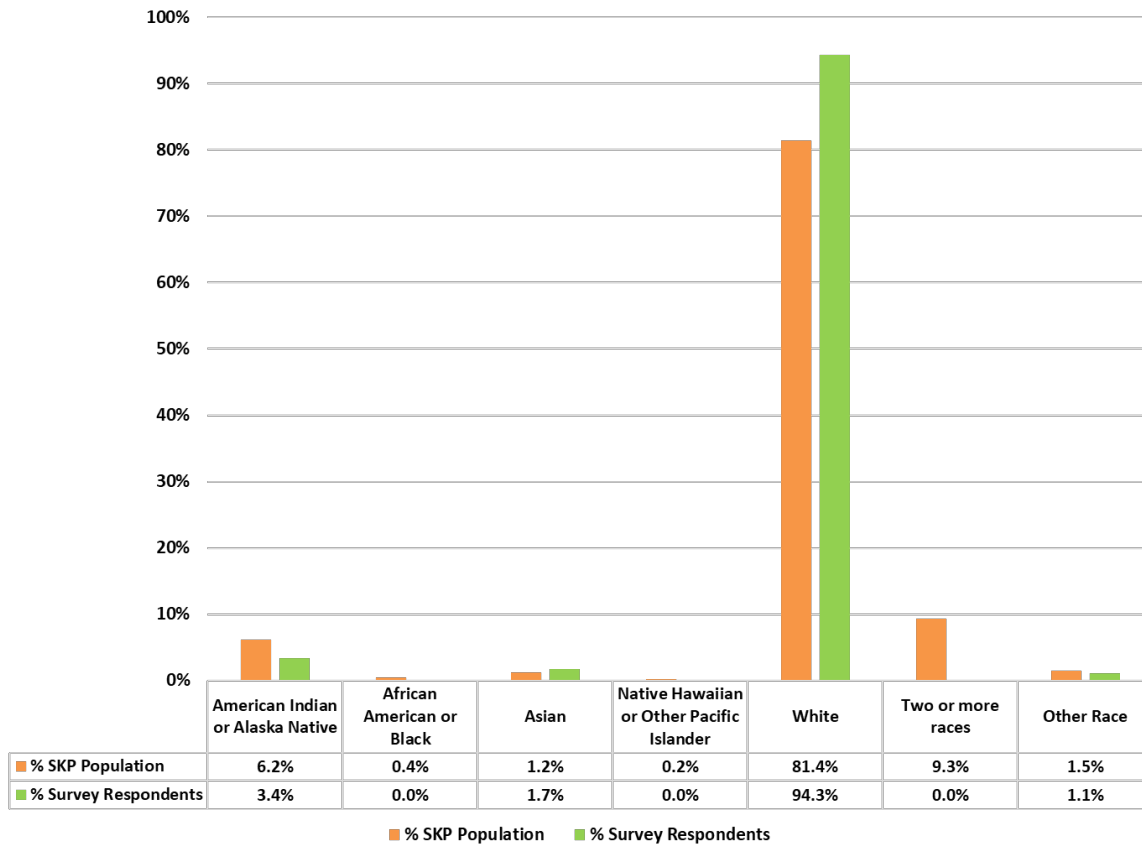


Source: Claritas Environics/US Census Bureau, Intercept Survey

NOTE: The data and narrative presented are based on this unique data source, which may or may not represent a sample size that is representative of the SKP service area, and the narrative may not be inclusive of all available data points. Please refer to Data Limitations on page 11 for additional information.

The highest percentage of survey respondents were White, which is comparable to the overall population of the Southern Kenai Peninsula.

Figure 16: Southern Kenai Peninsula Population by Race Compared to Intercept Survey Respondents

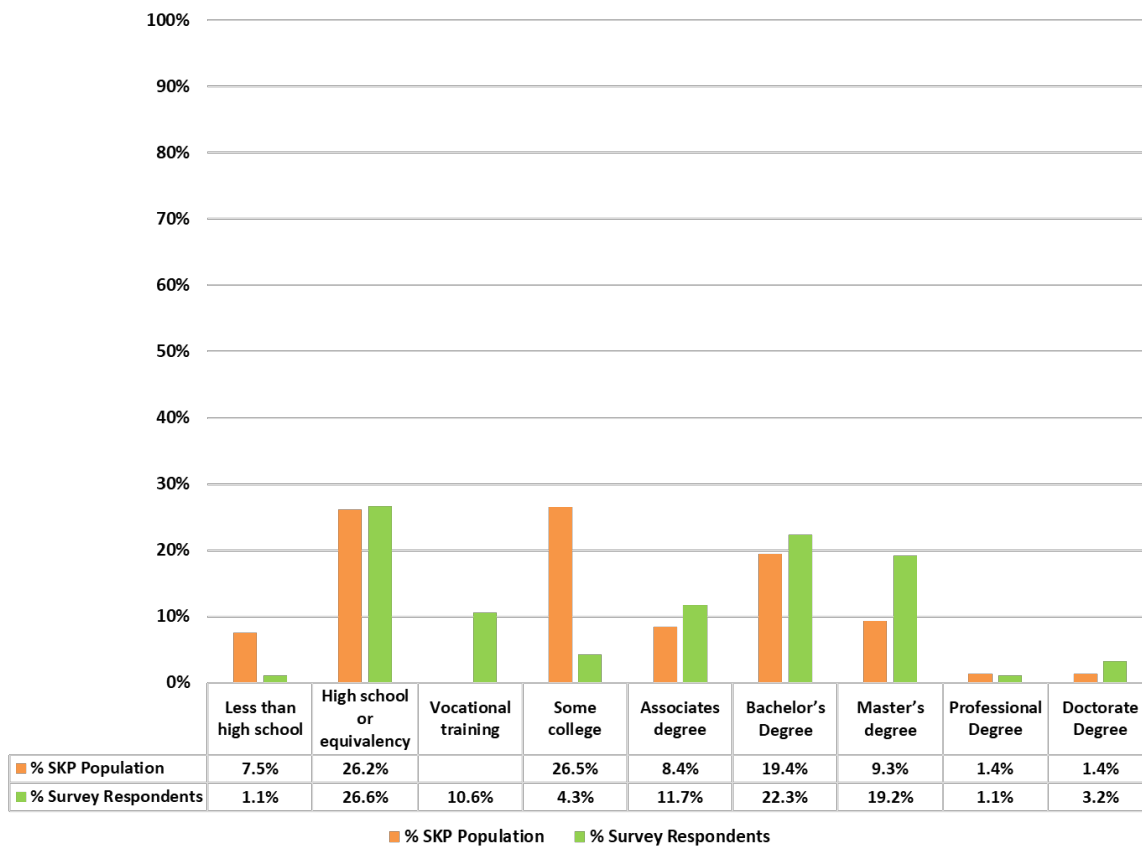


Source: Claritas Environics/US Census Bureau, Intercept Survey

NOTE: The data and narrative presented are based on this unique data source, which may or may not represent a sample size that is representative of the SKP service area, and the narrative may not be inclusive of all available data points. Please refer to Data Limitations on page 11 for additional information.

The highest percentage of Perception of Health survey respondents had a High School diploma or equivalency, which is comparable to that of the Southern Kenai Peninsula.

Figure 17: Southern Kenai Peninsula Population by Educational Attainment Compared to Intercept Survey Respondents

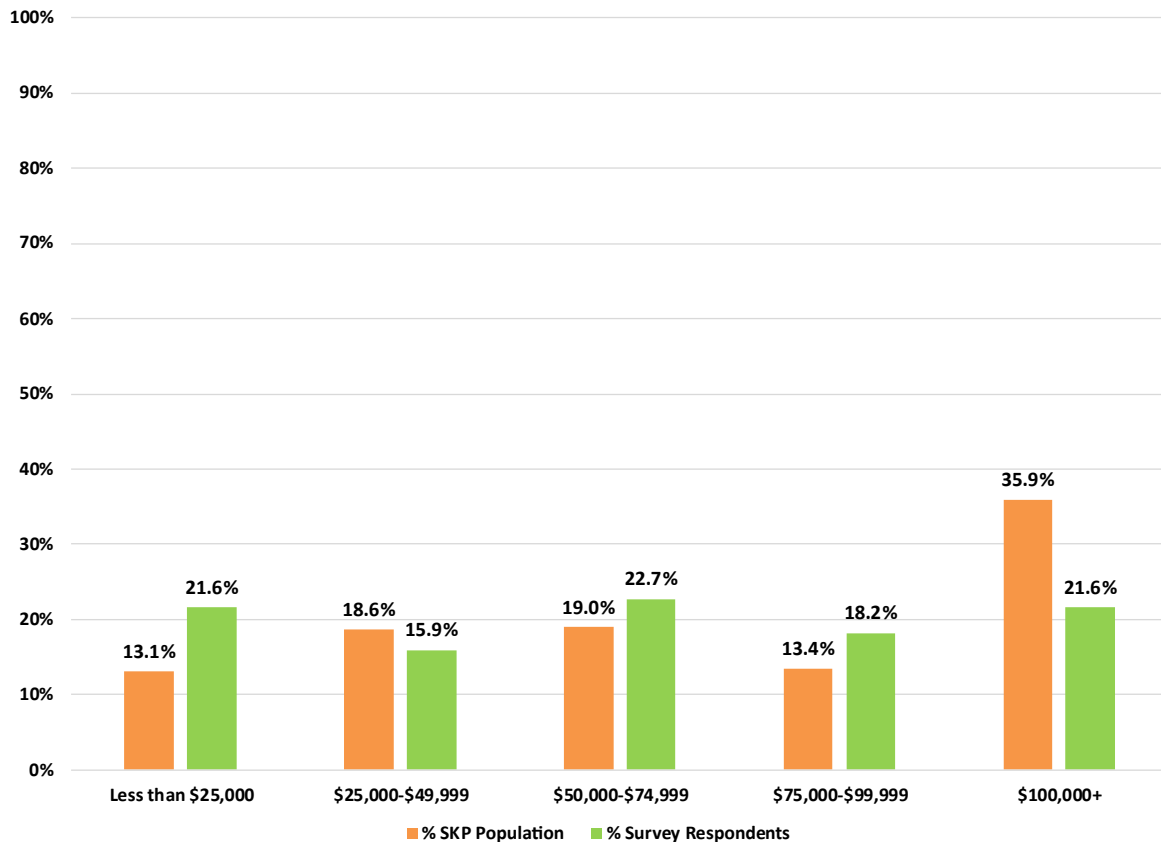


Source: Claritas Environics/US Census Bureau, Intercept Survey

NOTE: The data and narrative presented are based on this unique data source, which may or may not represent a sample size that is representative of the SKP service area, and the narrative may not be inclusive of all available data points. Please refer to Data Limitations on page 11 for additional information.

The household income of survey respondents aligned with that of the Southern Kenai Peninsula with the exception of those with incomes of \$100,000 or more, which were underrepresented in the survey.

Figure 18: Southern Kenai Peninsula Population by Income Compared to Intercept Survey Respondents



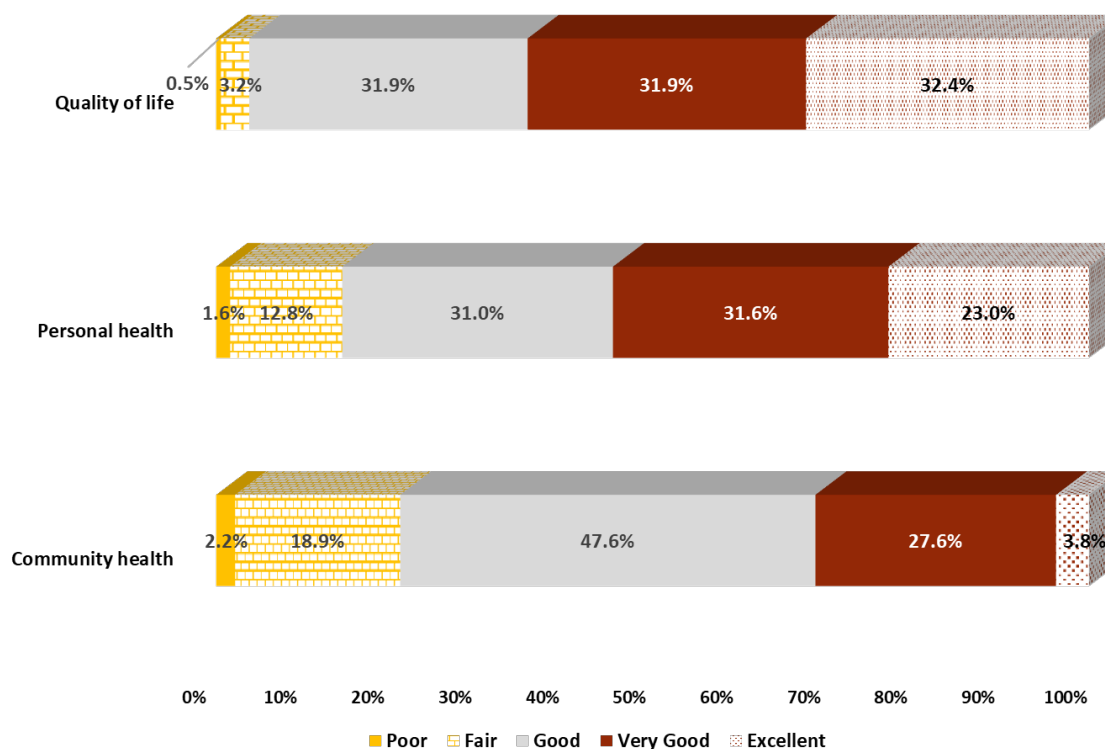
Source: Intercept Survey

NOTE: The data and narrative presented are based on this unique data source, which may or may not represent a sample size that is representative of the SKP service area, and the narrative may not be inclusive of all available data points. Please refer to Data Limitations on page 11 for additional information.

Intercept Survey Results

One in five respondents (21.1%) rated the overall health of the community as fair or poor while 14.4% rated their own health as fair or poor. Almost a third of respondents (32.4%) rated their quality of life as Excellent.

Figure 19: Health and Quality of Life Rating



Source: Intercept Survey

NOTE: The data and narrative presented are based on this unique data source, which may or may not represent a sample size that is representative of the SKP service area, and the narrative may not be inclusive of all available data points. Please refer to Data Limitations on page 11 for additional information.

The following shows frequency to which respondents feel they have each related to the Eight Dimensions of Wellness.

Table 17: Eight Dimensions of Wellness, Intercept Survey

Eight Dimensions of Wellness	Always	Frequently	Sometimes	Never
I have a sense of purpose and meaning in my life.	68.4%	20.4%	10.2%	1.0%
I have a sense of connection, belonging, safety, and a reliable support system.	61.2%	24.5%	11.2%	3.1%
I have the ability to perform daily activities without undue fatigue or physical stress.	54.6%	33.3%	10.1%	2.0%
I have the opportunity to expand my knowledge and skills and use my creative abilities.	64.3%	25.5%	9.2%	1.0%
I can cope effectively with life stresses, and my work and relationships are enriching.	50.0%	36.7%	13.3%	0.0%
My surroundings are adequate for me (from my home to the wider community or environment)	58.2%	31.6%	6.1%	4.1%
I have enough money for my basic needs, and I can adapt for unplanned expenses.	52.6%	33.0%	10.3%	4.1%
I am connected to my own culture and traditions, and I see the diversity and richness of other cultures.	57.5%	22.3%	19.2%	1.1%

Source: Intercept Survey

NOTE: The data and narrative presented are based on this unique data source, which may or may not represent a sample size that is representative of the SKP service area, and the narrative may not be inclusive of all available data points. Please refer to Data Limitations on page 11 for additional information.

Focus Group Summary

A total of 56 community members participated in 8 focus groups. The following is a summary of what was shared by focus group participants.

What does a healthy community look like?

Focus group participants had varied views of what a healthy community looks like. For some it was a safe place to live, others focused on availability of services and basic needs, while others looked at employment opportunities and the ability to earn a decent wage. A few spoke of the need for a diverse community that is open and accepting of all.

Participants talked about the importance of living somewhere safe, where people can freely walk around without fear of being robbed or attacked. Others noted that there are people who are not equipped as adults to be part of society. These individuals do not know how to work or be part of society.

Several participants highlighted the importance of having a variety of available services to meet the needs of the community. This includes access to medical care, which many felt is good in their community. Some shared that for a small community there are a lot of available resources and supports. Others spoke of the lack of resources locally, especially in outlying communities. Specifically, the need for faith-based counselors was noted. The lack of childcare was also noted. Participants shared that residents should be able to access available services without barriers. Those in recovery spoke of the need to have more and better access to services. Others spoke of the need for access to healthcare services, public education and a library system that are easily accessible and well utilized. Politics, a decent water supply, a police department with a good reputation, access to arts and culture and church were also noted.

Others shared that if these available services would work together and there would not be so many silos. It was also noted that a healthy community would promote family and have resources available for single parents as well as those in a relationship.

The availability of housing was also noted by several participants. They shared that this is challenging in their community given the increasing number of vacation rentals. Others noted that they are building 800 square foot cabins and charging close to \$1,500 a month which is not feasible given most renters' income. Participants shared that there are only two apartment complexes which accept Section 8. Some spoke of the impact the housing crisis is having on the workforce. A few mentioned that homelessness is a big problem in Homer.

Participants also shared that a healthy community provides residents with the opportunity to earn a living that supports their lifestyle. A community where jobs are available that provide decent wages. Many noted concerns over the number of places that are currently hiring as well as the number of low wage job opportunities.

Participants thought that a healthy community is diverse and accepting. It is made up of people from different backgrounds and groups. There should be access to open space where people can gather regardless of how much money they have. Many shared that people in the community have so many opportunities to try new things and participate in areas of interest.

Is the health of the community better, worse, or the same as it was three years ago?

Some shared that the community is pretty healthy from their perspective. They shared that there seem to be more services available. Others shared that in general it is a very active community. Most commented that the people they know are healthy. A few noted that support systems are stronger now and people are coming together which is positive. Others shared that they feel the medical and education programs are on par if not above.

Several shared that they felt the health of the community was worse because of the increase in alcohol and opioid deaths. A few shared that as a result of the pandemic people have relapsed and are drinking and using drugs. One shared that they asked a group of kids about this topic, and they shared that kids got better at hiding their using during the pandemic. Others noted that socially people have hunkered down so there is not much connection, especially among older adults. People are relying on virtual relationships rather than real relationships. A few noted it was worse for seniors because the activities that used to happen at the senior center were dropped and it has impacted their health. A few also noted the growing population which is impacting access as well as the impact tourism has on the community. The dangerous environment created by overcrowding on the Spit was also noted.

A few spoke of the political discourse and fact that leadership is very antagonistic. Participants shared that the messages are based on fears and lies that are repeated. They commented that this is an unhealthy process that creates anxiety and depression. Participants also note an increase in racism, bigotry and hate. Others shared that the political divide is growing which makes the community less healthy.

What are the health related issues facing our community?

Some shared that they felt their health needs are being met locally and they could not think of any issues. It was noted by one group that if you need major medical care you have to be life flighted which they commented is expensive.

Others spoke of their own personal health and the length of time it has taken to get in with a specialist. Some mentioned burnout with providers, nurses and clinical teams, also noting a shortage of healthcare professionals. A few shared that they have had to travel to Anchorage to receive care. Some shared that asthma has increased in Western Alaska.

Participants also highlighted gaps for people seeking help for substance abuse. Others mentioned in general that alcohol is a big problem. There is no detox or withdrawal management available in the community and it is almost impossible to get an assessment. The closest place is in Soldotna, which is two hours away and difficult for people to get to. Money was identified as one of the biggest barriers to accessing treatment. Additionally, it was shared that there are not inpatient beds available in the community, which is a challenge when you have someone who is ready to get clean and sober. There is also no help for people who want to get off MAT. The perception is the medical community just prescribes medication and assumes someone will be on them forever. There are limited non-medicated recovery options. Those in recovery also shared that there are not many opportunities to socialize that do not involve alcohol. The need for peer support was also noted.

Others shared that those with active suicide attempts are sent to Mat-Su, where they are held for three days and sent home with no aftercare. They spoke of the need for systems improvement. It was also shared that there is no housing for kids who are struggling. Others commented that children under the age of 18 cannot get help without a parent signature so they are faced with death or suicide because they don't have an accountable

adult who can sign for them. One participant shared mental health as the number one priority noting that the ER in Homer is the landing spot for those struggling with mental health. People stay days in the hospital before they receive help.

Housing, transportation, food and childcare were also identified. Participants spoke of the challenges those without transportation have accessing services. Others mentioned the importance of nutrition. It was noted that youth are struggling to find social groups, safe spaces and safe adults. Many are looking for a place where they can be themselves and not be judged. There are no resources for those who are 18 and moving out so they are struggling. There are very few places for kids to go since the arcade and bowling alley shut down. Homeless youth without a place to go was also noted.

What barriers exist to accessing the services or what do you think would help make these services more accessible?

Transportation was identified as a barrier by several participants. They shared that you could ask a neighbor or take a cab, although they noted people may be hesitant to ask others for help and that a cab is expensive. A participant shared that there is financial assistance available for the cab, although some thought that was confusing. It was also noted that there is usually a long wait for a cab and that fewer cab services are available.

Some spoke of the expense involved in receiving care in Anchorage including gas and hotel costs. A few shared that hotels have stopped taking Medicaid vouchers, so those coming from across the Bay for medical care have to pay out of pocket to stay or decline treatment. The cost of care was also noted as a barrier. There are people walking away from care with a payment book. Others spoke of the difficulty navigating services and getting connected to available resources.

A few shared that there is a stigma around receiving assistance or using vouchers. Some shared that they have seen these people be turned away from available housing because there is the perception, they will not take care of the property. Others noted that it can be difficult to seek services in a small town because the counselor may be a friend of a friend or a family member or even a neighbor. The lack of professionals was also noted as a barrier, with services scheduling weeks out.

Others spoke of the lack of awareness of available services and that information needs to be advertised or posted to a central location. It was noted that some have recently done ads in the newspaper, social media and radio with little to no hits.

How and where do you feel like you belong here in your local community?

Participants spoke of the opportunities they have to help others and give back to the community. Others shared that they feel like there is a lot going on in the community right now, with several community collaborations. In general, participants share that the community works well together. Some spoke of their connection to charitable groups and nonprofits.

Some in recovery spoke of their 12-step group. Also shared that they are tied to arts, sports and music. Others talked about gaming online with friends. Some shared that their support group is parents of other kids who are working to ensure youth have the skills to form human connections. Others talked about connections through animals, church, clubs, the library or local restaurants.

Some shared in general there is a strong sense of community connection. It was also noted that as Homer has grown more things have been focused in town which can be challenging for those in outlying areas to access. Several shared examples of neighborhood gatherings and social events, while others shared that they have seen less neighborhood connections.

Others spoke of events and field trips that are available for youth. It was also noted that there is an openly queer photographer who does advocacy.

What else might help someone feel like they belong in this community?

One group shared that the community needs more secular programs for kids, like dance, karate or play groups. The need for more children's ministry programs for teens was also mentioned. This group also noted that there are a lot of young moms who are struggling and could benefit from something that connected them with other moms. The SPARC building was seen as a great community resource.

Others spoke of the need for community events and fun things that bring the community together. A few mentioned the Health Fair or Burning Basket. Others spoke of potlucks and other community events happening at local churches. Some mentioned the fact that there are several agencies that provide a huge service to the community and that people can help support those groups.

Another suggestion was having a community hub, where information was centralized. It could be a place for people to learn of existing resources, community events, and a place to disseminate information. It could be multipurpose and possibly have a coffee shop, host a farmers' market in the winter. Others shared it would be nice to have a large open venue where events could be held.

How can we make sure people have strong social connections and feel like they belong in our community?

One group suggested having more opportunities to volunteer, which would help people feel as though they were part of a group. Another suggestion was talking about the programs people volunteered for when coming to new communities. The group did note that there are some people who chose to isolate and are hard to reach.

What role can the SPH have to help create a healthy community?

A few shared concerns with the COVID-19 vaccination and the fact that they feel it is being pushed on individuals, and that several people have lost their job because they refused to get it.

Several shared that the hospital does a good job and has an auxiliary who oversees the gift shop. They shared that the auxiliary is very concerned about patient care and working to make sure patients have what they need. It was also noted that emergency room staff are always friendly, which is important in an emergency situation.

Some spoke of the need for more doctors, noting you can get seen quicker if you call 911 versus waiting weeks to get an appointment. Staffing was viewed as an important need to ensure a positive patient experience. A comment was made that there are some doctors who are not allowed to operate at the hospital due to politics. Another suggested the need for more access to reproductive health, especially for youth. It was also shared that the hospital needs a bigger role in the services for addiction, noting the lack of continuum of care.

It was shared that walking in being Christian they feel as though people want to shut down and that there needs to be more support. Others commended the hospital for its engagement in different community collaborations.

Some shared that there seems to be a reluctance to try new things or listen to new ideas. They shared that it could take months to get the go ahead to try something new. Others shared stories of how hospital staff have gone out of their way to meet the needs of a patient or their family.

What role can MAPP of SKP play to create a healthy community?

One group spoke of the challenges people face when receiving a diagnosis and discussing treatment options. They thought it would be helpful to have a takeaway for patients that talks about what treatment options are as well as listing next steps. Some suggested a patient navigator who could walk alongside the patient helping connect to resources, schedule appointments and advocate on behalf of the patient.

Some talked about the need to help create community connections around needs such as transportation. Others identified the need to help share information in a streamlined manner. Communication in general was frequently noted.

Share one priority issue/need you would like to see addressed.

Participants highlighted the need for a patient navigator who could walk alongside a patient during their care. Others spoke of the need for more mental health support such as group therapy, child therapy and trauma therapy. Many noted that there are currently long wait lists for what is available. A few spoke of the need for faith-based counselors. They noted that as the stigma of mental health goes away there are more people of faith seeking services who are hesitant to see someone who is not Christian. Others spoke of the shortage of professionals in general. The need for psycho-educational training and stigma reduction were also mentioned. Several mentioned the need for a detox facility.

Some identified the need for someone that could assist others in learning life skills and equipping them to be successful in daily life. A few suggested the need for a community calendar to let people know about events and opportunities. Another comment was that the hospital and health organizations should be vocal about the needs of the LGBTQ+ community and specifically market to these individuals.

The need for housing, transportation and childcare were also mentioned, noting these are particularly challenging for young families. Interest rates and costs were seen as barriers to housing. Others noted in general that there is a housing crisis that needs to be addressed. A few mentioned homelessness. Transportation was viewed as a barrier to people accessing needed services. It was also noted that information would be easier to get if transportation was available. Others spoke of the need for sober living houses and detox facilities. One group mentioned the need for safe needle exchange and commented on the number of needles they find in the community. Others talked about the need for better coordination and responsiveness of services when people need help.

Stakeholder Interview Summary

Top 3 Community Health Needs

Several stakeholders identified the need for affordable year-round housing. Some noted that housing costs increased during the pandemic and that is not unique to the community, as it is a national trend. A few noted that housing is available for 9 months out of the year and then individuals are kicked out in the summer so it can become a short-term rental for more than monthly rent. The overall increase in short term rentals like Airbnb and VRBO were noted by many stakeholders. Others spoke of the impact housing has on the workforce, noting that there is an influx of seasonal workers. It was noted that there are places building military style barracks for their workforce housing. A few mentioned that there is not a hostel or shelter in the area.

The need for safe and healthy recreational opportunities year-round was also mentioned by a few of the stakeholders. They spoke of the need for dedicated multi-use community space or community center. Others commented that there is not a safe after school place for kids to go. Another noted the need for a fun place with both indoor and outdoor areas for both children and adults to go.

The need for safe streets was also identified by stakeholders. They spoke of the need for safe routes for kids to walk or bike to school, noting that many schools are on major roads with unsafe crossroads and no sidewalks. Others spoke of the aging population who has mobility issues, and the lack of sidewalks is challenging. Another mentioned the need for better trails.

Substance use was a need identified by several stakeholders. They spoke of the level of substance use and misuse within the community. It was noted that Alaska ranks higher in opioid use and deaths in comparison with the other states. Stakeholders noted the lack of local services highlighting the fact that there is only one MAT provider and a few substance use counselors. They did share that there are some private pay counselors for those who can afford it. A few shared that people often end up in the Emergency Department to detox and then are sent home. If they experience severe withdrawal symptoms they are admitted, but the community does not have a place after medical detox. The need for adolescent services was also mentioned.

Several stakeholders spoke of challenges with access to care, staffing shortages and care coordination. It was noted that there are not enough Primary Care Providers available in the community, so people end up in the Emergency Department for primary care. There is also no one acting as a care navigator to help manage care after leaving an acute setting. The challenge with transporting people back and forth to appointments was also noted.

Stakeholders mentioned the aging population and the lack of senior services. It was noted that it is almost impossible for seniors to get into assisted or skilled living, because they do not exist. There are limited options to discharge seniors to when leaving the Emergency Department. The growing number of seniors locating in the community to retire was noted as a concern because the community lacks the needed services.

A few stakeholders mentioned cancer among the top community needs. They shared that the incidence of cancer is lower in Alaska, but the mortality rate is higher compared to the nation, noting it is diagnosed in late stage. Some suggested that this is an opportunity for cancer prevention. One noted that you need to go to the Mayo Clinic in Seattle to receive care.

A few spoke of Social Determinants of Health. It was noted that this is something the hospital is interested in to decrease expenses and improve health outcomes. The city is also working on a comprehensive plan which will

help people live longer and better. The Tribal Government and Tribal communities are doing a lot around access to food and healthcare. It was mentioned that there is a local food hub that connects local growers to local consumers. Food insecurity was also mentioned, noting that when the roads are out the grocery stores only have enough to support the community for three days. Stakeholders also spoke of the lack of public transportation and the challenges for those in outlying areas.

Mental health was also identified as a community need by several stakeholders. They spoke of the lack of services and challenges organizations have being short staffed. It was noted that there is only one clinic that accepts Medicaid, most are not accepting new patients and that there is no overnight mental health crisis service. One did note that South Peninsula Behavioral Health does crisis work, but they are short staffed.

A few spoke of the needs of the LGBTQIA community. It was noted that there are no options for those under the age of 18. Some shared that teens often find themselves in an abusive home after they come out and that they are often pushed out, disowned or made to feel unwelcome in their own home. One shared a statistic that one in four queer youth attempt suicide. The lack of resources to support this population was noted. In particular, there is a lack of gender affirming safe places or care for queer youth, with the closest resource in Anchorage. The need for mental health support was also identified.

Human trafficking was a community need identified by a small number of stakeholders. They shared that Alaska has the highest rates of human trafficking. The fact that young people do not have a safe place to go was noted as many end up in a shelter in Anchorage which puts them in a vulnerable position to be preyed on.

Support for youth was identified as a need by several stakeholders. They spoke of the need for youth to have opportunities for engagement outside of school. Transportation was identified as a barrier for those living outside of town as there is no bus for activities which makes it difficult for them to participate in after-school activities which can lead to isolation and impacts mental health. The lack of childcare was frequently mentioned, which impacts the ability of parents to be able to work. It was also noted that there are limited healthcare options, and that the community does not have a pediatrician. Others spoke of the mental health challenges youth are experiencing and the lack of support services with long wait times. A few mentioned hunger and the impact that has on children's behaviors and ability to learn.

Existing Initiatives

Stakeholders spoke of some of the existing initiatives they are aware of related to housing. Some commented on the fact that employers are purchasing or building housing for their seasonal employees. It was noted that the college wants to build dorms. Several shared that there are efforts to try to limit short term housing and change the code to add year-round housing.

With regards to basic needs, it was noted that the hospital will send individuals home with care packages to ensure they have enough food. They can also provide a blanket or clothing if someone is in need, as these are often donated items.

Stakeholders shared that there is great healthcare for kids offering a full spectrum of services. The forensic program was viewed as being pediatric friendly. There is also hospice and a home care program. The community does Stop the Bleed. Others shared that EMS are paid volunteers who are fabulous. Project Homeless Connect was mentioned as something that offers health checks, flu shots, and puts all resources in one place for those experiencing homelessness. Several highlighted the Rotary Health Fair noting it brings all services together for the community to access.

What More Needs Done

Stakeholders were asked what more needs to be done to address the needs of the community. With regards to housing, it was noted that the City is looking at the zoning codes and creating a comprehensive plan. There is a block of land that is not developed which is zoned to be developed a certain way that would create housing and business in a downtown like development that would be a walkable community. The need for shelters was mentioned, noting the closest is two hours away. The challenges with short term rentals taking away from regular housing was mentioned by several stakeholders. Some suggested the need for more incentives for landlords to do year-round housing or training to create better agreements with tenants. In general, the need for training for both landlords and tenants around understanding their rights and responsibilities was mentioned. The need for a transitional living center for people ages 18-24 was also noted.

The need for public transportation was also identified. The hospital shared that people often leave in the middle of the night and want a cab voucher, but they do not have them. The hospital will provide a non-emergent ambulance if they are not ambulatory, but it is rare.

It was noted that it would be helpful to have a resource book that could be handed out to patients, so they are aware of other services in the community.

One mentioned the need for additional resources for injury prevention. It was shared that abuse in the Native population is exponentially higher so Alaska in general has more issues, although it is relatively small in Homer.

It was noted that the community lacks hospice, end of life and palliative care. What is available is great, but stakeholders wish it was more robust. There is interest in having the services available outside of the hospital. The need to get and retain nurses and staff was also identified.

Some suggested the need to make the community welcoming, perhaps new residents could go to the Chamber and get a welcome packet. Something to help connect to community and feel like they are a part of it, which would help retain them.

Health literacy was mentioned noting that there is a lot of misinformation out there. Even educated people are struggling. They note that health literacy is different than education.

The need to ensure Tribal voices are represented was also shared.

Some spoke of the economy and the fact that there are a lot of option positions right now. That people are spending less so less money is being recirculated. They also noted that several businesses closed during the pandemic.

Specific to youth stakeholders identified the need for mental health, childcare, support for those with special needs and something to address drugs around schools.

Role of South Peninsula Hospital, Homer Public Health, Medical Provider or Local Coalition

The following were shared as the role local health groups and coalitions can play in addressing the identified needs. A few talked about the impact the lack of housing is having on the workforce. Others noted in general anything that would help improve the health of the community. A few shared that MAPP is involved with the plan to create non-motorized transportation around Homer as well as recreational opportunities. Others talked about bringing community together and providing a way for the community to share stories and identify what they see as community needs. One noted it would be great for the hospital to open up its own childcare

program that would be available to the community. Another stakeholder mentioned the need for advocacy around a Title 1 Preschool at the Elementary School.

Priority to Address Over Next Three Years

The following were identified as priorities to focus on over the next three years:

- Helping with the implementation of the non-motorized transportation plan and comprehensive plan
- Affordable housing
- Childcare
- After school youth programs
- More funding for early childhood
- More trauma informed practices
- Access to food
 - Food distribution for kids/summer meal programs for kids

Appendix A:

Perception of Community

Health Survey

SKP MAPP Perception of Health 2022

Since 2008, our hospital has been working together with other entities within the MAPP coalition to improve community health. Every three years, we take a pulse of the community's health perceptions to inform existing and new hospital and community efforts. Please take a few minutes to tell us what's important to you.

As a thank you, upon completion you will be redirected to an entry form to be entered into a drawing to receive a prize as a thank you. Information provided on the entry form is not linked to your survey results and will only be used for purposes of the drawing.

Thank you!

* 1. Which THREE aspects below are our community's greatest strengths?

- | | | |
|---|--|---|
| <input type="checkbox"/> Schools | <input type="checkbox"/> Religious or Spiritual Opportunities | <input type="checkbox"/> Behavioral Health Services |
| <input type="checkbox"/> Housing | <input type="checkbox"/> Access to Job Training & Higher Education | <input type="checkbox"/> Public Transportation |
| <input type="checkbox"/> Natural Beauty | <input type="checkbox"/> Cultural/Arts Opportunities | <input type="checkbox"/> Recreational Opportunities |
| <input type="checkbox"/> Social Networks | <input type="checkbox"/> Private/Public Nonprofit Organizations | <input type="checkbox"/> People Help Each Other |
| <input type="checkbox"/> Access to Health Care | <input type="checkbox"/> Jobs & Economic Opportunities | <input type="checkbox"/> Access to Healthy Food |
| <input type="checkbox"/> Cultural Diversity | <input type="checkbox"/> Healthy Lifestyle Opportunities | <input type="checkbox"/> Elder Care |
| <input type="checkbox"/> Environmental Health | <input type="checkbox"/> Substance Abuse Treatment | |
| <input type="checkbox"/> Support for Families | <input type="checkbox"/> Respect for Varied Viewpoints | |
| <input type="checkbox"/> Other (please specify) | | |

SKP MAPP Perception of Health 2022

* 2. Which THREE aspects of our community most need to be improved?

- | | | |
|--|--|---|
| <input type="checkbox"/> Schools | <input type="checkbox"/> Religious or Spiritual Opportunities | <input type="checkbox"/> Behavioral Health Services |
| <input type="checkbox"/> Housing | <input type="checkbox"/> Access to Job Training & Higher Education | <input type="checkbox"/> Public Transportation |
| <input type="checkbox"/> Natural Beauty | <input type="checkbox"/> Cultural/Arts Opportunities | <input type="checkbox"/> Recreational Opportunities |
| <input type="checkbox"/> Social Networks | <input type="checkbox"/> Private/Public Nonprofit Organizations | <input type="checkbox"/> People Help Each Other |
| <input type="checkbox"/> Access to Health Care | <input type="checkbox"/> Jobs & Economic Opportunities | <input type="checkbox"/> Access to Healthy Food |
| <input type="checkbox"/> Cultural Diversity | <input type="checkbox"/> Healthy Lifestyle Opportunities | <input type="checkbox"/> Elder Care |
| <input type="checkbox"/> Environmental Health | <input type="checkbox"/> Substance Abuse Treatment | |
| <input type="checkbox"/> Support for Families | <input type="checkbox"/> Respect for Varied Viewpoints | |

☐ Other (please specify)

SKP MAPP Perception of Health 2022

* 3. Please check the THREE factors that MOST NEGATIVELY affect the health of you and your family and the THREE factors which MOST NEGATIVELY affect the health of the community.

	You and Your Family	Community
Physical Health	<input type="checkbox"/>	<input type="checkbox"/>
Mental/Emotional Health	<input type="checkbox"/>	<input type="checkbox"/>
Substance Abuse	<input type="checkbox"/>	<input type="checkbox"/>
Interpersonal Violence	<input type="checkbox"/>	<input type="checkbox"/>
Economic Health	<input type="checkbox"/>	<input type="checkbox"/>
Environmental Health	<input type="checkbox"/>	<input type="checkbox"/>
Education (costs and availability)	<input type="checkbox"/>	<input type="checkbox"/>
None of the above	<input type="checkbox"/>	<input type="checkbox"/>

Other (please specify)

SKP MAPP Perception of Health 2022

* 4. Do any of the following prevent you from using services or activities that are available in our community?

☐ Schedule Conflicts

☐ Membership Restrictions

☐ Lack of Anonymity

☐ Age Restrictions

☐ Not Enough Time

☐ Transportation

☐ Stigma

☐ Found Services Elsewhere

☐ Harassment

☐ Childcare

☐ Distrust/Dislike Agency or
Provider

☐ Awareness

☐ Confidentiality

☐ Cost

☐ Medicaid Problem

☐ Cultural or Religious
Convictions

☐ None of these prevent me
from using available services
or activities

☐ Language Barrier

☐ Other (please specify)

SKP MAPP Perception of Health 2022

* 5. The following statements describe the eight dimensions of wellness. Mark the response that best reflects how you feel:

	Never	Sometimes	Frequently	Always	I prefer not to answer
I have a sense of purpose and meaning in my life	<input type="radio"/>	<input type="radio"/>	<input type="radio"/>	<input type="radio"/>	<input type="radio"/>
I have a sense of connection, belonging, safety and a reliable support system	<input type="radio"/>	<input type="radio"/>	<input type="radio"/>	<input type="radio"/>	<input type="radio"/>
I have the ability to perform daily activities without undue fatigue or physical stress	<input type="radio"/>	<input type="radio"/>	<input type="radio"/>	<input type="radio"/>	<input type="radio"/>
I have opportunities to expand my knowledge and skills and to use my creative abilities	<input type="radio"/>	<input type="radio"/>	<input type="radio"/>	<input type="radio"/>	<input type="radio"/>
I can cope effectively with life stresses, and my work and relationships are enriching	<input type="radio"/>	<input type="radio"/>	<input type="radio"/>	<input type="radio"/>	<input type="radio"/>
My surroundings are adequate for me (from my home to the wider community or environment)	<input type="radio"/>	<input type="radio"/>	<input type="radio"/>	<input type="radio"/>	<input type="radio"/>
I have enough money for my basic needs, and I can adapt for unplanned expenses	<input type="radio"/>	<input type="radio"/>	<input type="radio"/>	<input type="radio"/>	<input type="radio"/>
I am connected to my own culture and traditions, and I see the diversity and richness of other cultures	<input type="radio"/>	<input type="radio"/>	<input type="radio"/>	<input type="radio"/>	<input type="radio"/>

SKP MAPP Perception of Health 2022

* 6. During the COVID-19 pandemic were any of these more challenging for you than normal?

Please check all that apply.

- | | |
|---|--|
| <input type="checkbox"/> Housing (paying rent, facing eviction, foreclosure, maintenance, etc.) | <input type="checkbox"/> Access to medical care |
| <input type="checkbox"/> Job security (unemployed, fired or laid off, less work to do than before, less income, etc.) | <input type="checkbox"/> Safety at home (abuse, interpersonal violence, family violence, or domestic violence) |
| <input type="checkbox"/> Transportation (getting to places you need to go, riding public transit, driving a car, etc.) | <input type="checkbox"/> Access to childcare |
| <input type="checkbox"/> Access to food (affordable groceries, getting SNAP benefits, feeding family or loved ones, etc.) | <input type="checkbox"/> Affording other basic needs (not mentioned) |
| <input type="checkbox"/> Utilities (electric, gas, or water shut-offs or difficulty paying for them) | <input type="checkbox"/> Did not experience any challenges |
| <input type="checkbox"/> Paying bills (medical or other) | <input type="checkbox"/> I prefer not to answer |
| <input type="checkbox"/> Other (please specify) | |

7. What other challenges did you or your family face during the COVID-19 pandemic?

SKP MAPP Perception of Health 2022

* 8. Please answer the following related to the COVID-19 pandemic:

	Yes	No	I prefer not to answer
Did you test positive for COVID-19 at any time during the pandemic?	<input type="radio"/>	<input type="radio"/>	<input type="radio"/>
Did someone in your household test positive for COVID-19?	<input type="radio"/>	<input type="radio"/>	<input type="radio"/>
Did you or someone in your household seek treatment for COVID-19?	<input type="radio"/>	<input type="radio"/>	<input type="radio"/>
Are you or a loved one suffering from lingering health problems related to COVID-19?	<input type="radio"/>	<input type="radio"/>	<input type="radio"/>
Did you experience unexpected loss of a loved one due to COVID-19?	<input type="radio"/>	<input type="radio"/>	<input type="radio"/>

* 9. Did you have any trouble managing any health needs during the COVID-19 pandemic?

☐ Yes (please explain below) ☐ No ☐ I prefer not to answer

10. If yes, please explain:

SKP MAPP Perception of Health 2022

* 11. Please rate the following:

	Excellent	Very Good	Good	Fair	Poor	I prefer not to answer
Your mental health <u>before</u> the COVID-19 pandemic	<input type="radio"/>	<input type="radio"/>	<input type="radio"/>	<input type="radio"/>	<input type="radio"/>	<input type="radio"/>
Your mental health <u>during</u> the COVID-19 pandemic	<input type="radio"/>	<input type="radio"/>	<input type="radio"/>	<input type="radio"/>	<input type="radio"/>	<input type="radio"/>
Your mental health <u>now</u>	<input type="radio"/>	<input type="radio"/>	<input type="radio"/>	<input type="radio"/>	<input type="radio"/>	<input type="radio"/>

* 12. At any time during the COVID-19 pandemic, did you have serious thoughts about ending your life or of hurting yourself in some way?

☐ Yes ☐ No ☐ I prefer not to answer

13. What strategies/tools/resources did you use to cope during the COVID-19 pandemic?

SKP MAPP Perception of Health 2022

The following questions are being asked to ensure we have equal representation in our survey respondents.

* 14. In what community do you live?

☐ Anchor Point

☐ Kachemak City

☐ Port Graham

☐ Diamond Ridge

☐ Kachemak Selo

☐ Razdolna

☐ Fox River

☐ Nanwalek

☐ Seldovia

☐ Fritz Creek

☐ Nikolaevsk

☐ Voznesenska

☐ Homer

☐ Ninilchik

☐ Other (please specify)

SKP MAPP Perception of Health 2022

* 15. What is your age?

* 16. Gender:

- ☐ Male ☐ Transgender woman/trans woman
- ☐ Female ☐ Genderqueer/gender nonconforming neither exclusively male nor female
- ☐ Transgender man/trans man ☐ I prefer not to answer
- ☐ I prefer to self-describe,

* 17. Do you think of yourself as:

- ☐ Straight or Heterosexual ☐ Bisexual ☐ Don't Know
- ☐ Lesbian or Gay ☐ Queer, pansexual, and/or questioning ☐ I prefer not to answer
- ☐ I prefer to self describe,

SKP MAPP Perception of Health 2022

* 18. Please select your race/ethnicity. Please check all that apply.

- | | | |
|--|---|--|
| <input type="radio"/> American Indian or Alaska Native | <input type="radio"/> Hispanic | <input type="radio"/> Two or more races |
| <input type="radio"/> African American or Black | <input type="radio"/> Native Hawaiian or Other Pacific Islander | <input type="radio"/> I prefer not to answer |
| <input type="radio"/> Asian | <input type="radio"/> White | |
| <input type="radio"/> Other (please specify) | | |

* 19. How long have you lived in your community?

- ☐ Less than 1 year ☐ 1-5 years ☐ 6-10 years ☐ 11-19 years ☐ 20+ years
- ☐ I prefer not to answer

* 20. How many months a year do you live here?

- ☐ 1-5 ☐ 6 to 11 ☐ 12 ☐ I prefer not to answer

SKP MAPP Perception of Health 2022

* 21. Were you born in another country other than the United States?

☐ Yes

☐ No

☐ I prefer not to answer

☐ If yes, please tell us your home country

* 22. What is the highest education level you have completed?

☐ Less than high school

☐ Associates Degree

☐ Doctorate Degree

☐ High school or equivalency

☐ Bachelor's Degree

☐ I prefer not to answer

☐ Vocational training

☐ Master's Degree

☐ Some College

☐ Professional Degree

SKP MAPP Perception of Health 2022

* 23. How many people currently live in your household?

- | | | |
|-------------------------|-------------------------|--|
| <input type="radio"/> 1 | <input type="radio"/> 4 | <input type="radio"/> 7 |
| <input type="radio"/> 2 | <input type="radio"/> 5 | <input type="radio"/> 8+ |
| <input type="radio"/> 3 | <input type="radio"/> 6 | <input type="radio"/> I prefer not to answer |

* 24. If child(ren) living in household, what ages?

- | | |
|--------------------------------|--|
| <input type="checkbox"/> 0-5 | <input type="checkbox"/> 18+ |
| <input type="checkbox"/> 6-9 | <input type="checkbox"/> I prefer not to answer |
| <input type="checkbox"/> 10-13 | <input type="checkbox"/> No children currently live in the household |
| <input type="checkbox"/> 14-17 | |

* 25. What is your approximate annual household income?

- | | | |
|--|---|--|
| <input type="radio"/> Less than \$25,000 | <input type="radio"/> \$50,000-\$74,999 | <input type="radio"/> \$100,000+ |
| <input type="radio"/> \$25,000-\$49,999 | <input type="radio"/> \$75,000-\$99,999 | <input type="radio"/> I prefer not to answer |

SKP MAPP Perception of Health 2022

* 26. Do you have health insurance? (of any type: private, public, military, Native, Medicaid or Medicare)

☐ Yes ☐ No ☐ I prefer not to answer

* 27. Have you ever (or currently) served in the U.S Armed Forces, Reserves or National Guard?

☐ Yes ☐ No ☐ I prefer not to answer

Thank you for your input!

Appendix B:

Perception of Community

Health Data

Which THREE aspects below are our community's greatest strengths?

		Frequency	Percent	Valid Percent	Cumulative Percent
Valid	Schools	214	21.0	100.0	100.0
Missing	System	806	79.0		
Total		1020	100.0		

Which THREE aspects below are our community's greatest strengths?

		Frequency	Percent	Valid Percent	Cumulative Percent
Valid	Housing	40	3.9	100.0	100.0
Missing	System	980	96.1		
Total		1020	100.0		

Which THREE aspects below are our community's greatest strengths?

		Frequency	Percent	Valid Percent	Cumulative Percent
Valid	Natural Beauty	575	56.4	100.0	100.0
Missing	System	445	43.6		
Total		1020	100.0		

Which THREE aspects below are our community's greatest strengths?

		Frequency	Percent	Valid Percent	Cumulative Percent
Valid	Social Networks	60	5.9	100.0	100.0
Missing	System	960	94.1		
Total		1020	100.0		

Which THREE aspects below are our community's greatest strengths?

		Frequency	Percent	Valid Percent	Cumulative Percent
Valid	Access to Health Care	194	19.0	100.0	100.0
Missing	System	826	81.0		
Total		1020	100.0		

Which THREE aspects below are our community's greatest strengths?

		Frequency	Percent	Valid Percent	Cumulative Percent
Valid	Cultural Diversity	44	4.3	100.0	100.0
Missing	System	976	95.7		
Total		1020	100.0		

Which THREE aspects below are our community's greatest strengths?

		Frequency	Percent	Valid Percent	Cumulative Percent
Valid	Environmental Health	82	8.0	100.0	100.0
Missing	System	938	92.0		
Total		1020	100.0		

Which THREE aspects below are our community's greatest strengths?

		Frequency	Percent	Valid Percent	Cumulative Percent
Valid	Support for Families	69	6.8	100.0	100.0
Missing	System	951	93.2		
Total		1020	100.0		

Which THREE aspects below are our community's greatest strengths?

		Frequency	Percent	Valid Percent	Cumulative Percent
Valid	Religious or Spiritual Opportunities	149	14.6	100.0	100.0
Missing	System	871	85.4		
Total		1020	100.0		

Which THREE aspects below are our community's greatest strengths?

		Frequency	Percent	Valid Percent	Cumulative Percent
Valid	Access to Job Training & Higher Education	45	4.4	100.0	100.0
Missing	System	975	95.6		
Total		1020	100.0		

Which THREE aspects below are our community's greatest strengths?

		Frequency	Percent	Valid Percent	Cumulative Percent
Valid	Cultural/Arts Opportunities	253	24.8	100.0	100.0
Missing	System	767	75.2		
Total		1020	100.0		

Which THREE aspects below are our community's greatest strengths?

		Frequency	Percent	Valid Percent	Cumulative Percent
Valid	Private/Public Nonprofit Organizations	133	13.0	100.0	100.0
Missing	System	887	87.0		
Total		1020	100.0		

Which THREE aspects below are our community's greatest strengths?

		Frequency	Percent	Valid Percent	Cumulative Percent
Valid	Jobs & Economic Opportunities	91	8.9	100.0	100.0
Missing	System	929	91.1		
Total		1020	100.0		

Which THREE aspects below are our community's greatest strengths?

		Frequency	Percent	Valid Percent	Cumulative Percent
Valid	Healthy Lifestyle Opportunities	179	17.5	100.0	100.0
Missing	System	841	82.5		
Total		1020	100.0		

Which THREE aspects below are our community's greatest strengths?

		Frequency	Percent	Valid Percent	Cumulative Percent
Valid	Substance Abuse Treatment	22	2.2	100.0	100.0
Missing	System	998	97.8		
Total		1020	100.0		

Which THREE aspects below are our community's greatest strengths?

		Frequency	Percent	Valid Percent	Cumulative Percent
Valid	Respect for Varied Viewpoints	52	5.1	100.0	100.0
Missing	System	968	94.9		
Total		1020	100.0		

Which THREE aspects below are our community's greatest strengths?

		Frequency	Percent	Valid Percent	Cumulative Percent
Valid	Behavioral Health Services	67	6.6	100.0	100.0
Missing	System	953	93.4		
Total		1020	100.0		

Which THREE aspects below are our community's greatest strengths?

		Frequency	Percent	Valid Percent	Cumulative Percent
Valid	Public Transportation	16	1.6	100.0	100.0
Missing	System	1004	98.4		
Total		1020	100.0		

Which THREE aspects below are our community's greatest strengths?

		Frequency	Percent	Valid Percent	Cumulative Percent
Valid	Recreational Opportunities	253	24.8	100.0	100.0
Missing	System	767	75.2		
Total		1020	100.0		

Which THREE aspects below are our community's greatest strengths?

		Frequency	Percent	Valid Percent	Cumulative Percent
Valid	People Help Each Other	281	27.5	100.0	100.0
Missing	System	739	72.5		
Total		1020	100.0		

Which THREE aspects below are our community's greatest strengths?

		Frequency	Percent	Valid Percent	Cumulative Percent
Valid	Access to Healthy Food	76	7.5	100.0	100.0
Missing	System	944	92.5		
Total		1020	100.0		

Which THREE aspects below are our community's greatest strengths?

		Frequency	Percent	Valid Percent	Cumulative Percent
Valid	Elder Care	66	6.5	100.0	100.0
Missing	System	954	93.5		
Total		1020	100.0		

Which THREE aspects below are our community's greatest strengths?

		Frequency	Percent	Valid Percent	Cumulative Percent
Valid	Other (please specify)	46	4.5	100.0	100.0
Missing	System	974	95.5		
Total		1020	100.0		

Other (please specify)

	Frequency	Percent	Valid Percent
Valid	974	95.5	95.5
ability to live secluded / left alone	1	.1	.1
Absence of Criminal-minded aggression towards individuals and their resources	1	.1	.1
Additional answers more than 3 on paper survey: Access to Health Care, Religious or Spiritual Opportunities, Elder Care	1	.1	.1
Capable doctors	1	.1	.1
CHILDCARE- BOTH AFFORDABILITY AND AVAILABILITY	1	.1	.1
Cultural/Arts Opportunities, Long term care at SPH, Farms	1	.1	.1
d	1	.1	.1
Distance from large population centers	1	.1	.1
Extracurricular activity's for kids	1	.1	.1
food pantry	1	.1	.1
haircuts, sleeping bag	1	.1	.1
hard working people	1	.1	.1
I don't live in Homer, so it's hard to know which "community" you're referring to	1	.1	.1
I had to check 3 but really none	1	.1	.1
ILCm hospice	1	.1	.1
Information provided by our privately owned radio stations.	1	.1	.1
Kachemak Bay Family Planning Clinic	1	.1	.1
large distance from metro	1	.1	.1
Medical care	1	.1	.1
Money	1	.1	.1
MONEY	1	.1	.1
Most topics on this list cover homer,thank you	1	.1	.1
na	2	.2	.2
no answer	1	.1	.1
NO ANSWER	1	.1	.1
NO ANSWERS	1	.1	.1
no response	1	.1	.1
only gave 2	1	.1	.1
Paper survey: 3rd choice skipped	1	.1	.1

Other (please specify)

	Cumulative Percent
Valid	95.5
ability to live secluded / left alone	95.6
Absence of Criminal-minded aggression towards individuals and their resources	95.7
Additional answers more than 3 on paper survey: Access to Health Care, Religious or Spiritual Opportunities, Elder Care	95.8
Capable doctors	95.9
CHILDCARE- BOTH AFFORDABILITY AND AVAILABILITY	96.0
Cultural/Arts Opportunities, Long term care at SPH, Farms	96.1
d	96.2
Distance from large population centers	96.3
Extracurricular activity's for kids	96.4
food pantry	96.5
haircuts, sleeping bag	96.6
hard working people	96.7
I don't live in Homer, so it's hard to know which "community" you're referring to	96.8
I had to check 3 but really none	96.9
ILCm hospice	97.0
Information provided by our privately owned radio stations.	97.1
Kachemak Bay Family Planning Clinic	97.2
large distance from metro	97.3
Medical care	97.4
Money	97.5
MONEY	97.5
Most topics on this list cover homer,thank you	97.6
na	97.8
no answer	97.9
NO ANSWER	98.0
NO ANSWERS	98.1
no response	98.2
only gave 2	98.3
Paper survey: 3rd choice skipped	98.4

Other (please specify)

	Frequency	Percent	Valid Percent
Paper survey: Person also chose the following: Schools, Housing, Natural Beauty, Enviornmental Health, Religious or Spiritual Opportunities, Cultural/Arts Opportunities, Healthy Lifestyle Opportunities, Respect for Varied Viewpoints, Recreational Opportunities, People Help Each Other	1	.1	.1
Paper survey: third answer skipped	1	.1	.1
Recreational opportunities, access to healthy food, healthy lifestyle opportunities, elder care	1	.1	.1
relative freedom	1	.1	.1
Resilient neighbors	1	.1	.1
RIGHTEOUS GOVERNMENT	1	.1	.1
Rural quality	1	.1	.1
Schools, Access to healthcare, Environmental health, Recreational opportunities, access to healthy food	1	.1	.1
SPH making money for a few	1	.1	.1
Thai restaurants	1	.1	.1
The ability to spread out.	1	.1	.1
the community in general working together for the better of the whole	1	.1	.1
They are all important	1	.1	.1
tourism	1	.1	.1
VFW ANCHOR POINT	1	.1	.1
You really should have defined what you mean by "our community" at the beginning of this survey. You ask for resident community at the end, but there is ambiguity in these answers because I didn't know if I was answering for my region or specific community.	1	.1	.1
Total	1020	100.0	100.0

Other (please specify)

	Cumulative Percent
Paper survey: Person also chose the following: Schools, Housing, Natural Beauty, Environmental Health, Religious or Spiritual Opportunities, Cultural/Arts Opportunities, Healthy Lifestyle Opportunities, Respect for Varied Viewpoints, Recreational Opportunities, People Help Each Other	98.5
Paper survey: third answer skipped	98.6
Recreational opportunities, access to healthy food, healthy lifestyle opportunities, elder care	98.7
relative freedom	98.8
Resilient neighbors	98.9
RIGHTEOUS GOVERNMENT	99.0
Rural quality	99.1
Schools, Access to healthcare, Environmental health, Recreational opportunities, access to healthy food	99.2
SPH making money for a few	99.3
Thai restaurants	99.4
The ability to spread out.	99.5
the community in general working together for the better of the whole	99.6
They are all important	99.7
tourism	99.8
VFW ANCHOR POINT	99.9
You really should have defined what you mean by "our community" at the beginning of this survey. You ask for resident community at the end, but there is ambiguity in these answers because I didn't know if I was answering for my region or specific community.	100.0
Total	

Which THREE aspects of our community most need to be improved?

		Frequency	Percent	Valid Percent	Cumulative Percent
Valid	Schools	123	12.1	100.0	100.0
Missing	System	897	87.9		
Total		1020	100.0		

Which THREE aspects of our community most need to be improved?

		Frequency	Percent	Valid Percent	Cumulative Percent
Valid	Housing	586	57.5	100.0	100.0
Missing	System	434	42.5		
Total		1020	100.0		

Which THREE aspects of our community most need to be improved?

		Frequency	Percent	Valid Percent	Cumulative Percent
Valid	Natural Beauty	11	1.1	100.0	100.0
Missing	System	1009	98.9		
Total		1020	100.0		

Which THREE aspects of our community most need to be improved?

		Frequency	Percent	Valid Percent	Cumulative Percent
Valid	Social Networks	31	3.0	100.0	100.0
Missing	System	989	97.0		
Total		1020	100.0		

Which THREE aspects of our community most need to be improved?

		Frequency	Percent	Valid Percent	Cumulative Percent
Valid	Access to Health Care	89	8.7	100.0	100.0
Missing	System	931	91.3		
Total		1020	100.0		

Which THREE aspects of our community most need to be improved?

		Frequency	Percent	Valid Percent	Cumulative Percent
Valid	Cultural Diversity	85	8.3	100.0	100.0
Missing	System	935	91.7		
Total		1020	100.0		

Which THREE aspects of our community most need to be improved?

		Frequency	Percent	Valid Percent	Cumulative Percent
Valid	Environmental Health	38	3.7	100.0	100.0
Missing	System	982	96.3		
Total		1020	100.0		

Which THREE aspects of our community most need to be improved?

		Frequency	Percent	Valid Percent	Cumulative Percent
Valid	Support for Families	81	7.9	100.0	100.0
Missing	System	939	92.1		
Total		1020	100.0		

Which THREE aspects of our community most need to be improved?

		Frequency	Percent	Valid Percent	Cumulative Percent
Valid	Religious or Spiritual Opportunities	12	1.2	100.0	100.0
Missing	System	1008	98.8		
Total		1020	100.0		

Which THREE aspects of our community most need to be improved?

		Frequency	Percent	Valid Percent	Cumulative Percent
Valid	Access to Job Training & Higher Education	129	12.6	100.0	100.0
Missing	System	891	87.4		
Total		1020	100.0		

Which THREE aspects of our community most need to be improved?

		Frequency	Percent	Valid Percent	Cumulative Percent
Valid	Cultural/Arts Opportunities	16	1.6	100.0	100.0
Missing	System	1004	98.4		
Total		1020	100.0		

Which THREE aspects of our community most need to be improved?

		Frequency	Percent	Valid Percent	Cumulative Percent
Valid	Private/Public Nonprofit Organizations	16	1.6	100.0	100.0
Missing	System	1004	98.4		
Total		1020	100.0		

Which THREE aspects of our community most need to be improved?

		Frequency	Percent	Valid Percent	Cumulative Percent
Valid	Jobs & Economic Opportunities	207	20.3	100.0	100.0
Missing	System	813	79.7		
Total		1020	100.0		

Which THREE aspects of our community most need to be improved?

		Frequency	Percent	Valid Percent	Cumulative Percent
Valid	Healthy Lifestyle Opportunities	40	3.9	100.0	100.0
Missing	System	980	96.1		
Total		1020	100.0		

Which THREE aspects of our community most need to be improved?

		Frequency	Percent	Valid Percent	Cumulative Percent
Valid	Substance Abuse Treatment	171	16.8	100.0	100.0
Missing	System	849	83.2		
Total		1020	100.0		

Which THREE aspects of our community most need to be improved?

		Frequency	Percent	Valid Percent	Cumulative Percent
Valid	Respect for Varied Viewpoints	148	14.5	100.0	100.0
Missing	System	872	85.5		
Total		1020	100.0		

Which THREE aspects of our community most need to be improved?

		Frequency	Percent	Valid Percent	Cumulative Percent
Valid	Behavioral Health Services	171	16.8	100.0	100.0
Missing	System	849	83.2		
Total		1020	100.0		

Which THREE aspects of our community most need to be improved?

		Frequency	Percent	Valid Percent	Cumulative Percent
Valid	Public Transportation	245	24.0	100.0	100.0
Missing	System	775	76.0		
Total		1020	100.0		

Which THREE aspects of our community most need to be improved?

		Frequency	Percent	Valid Percent	Cumulative Percent
Valid	Recreational Opportunities	58	5.7	100.0	100.0
Missing	System	962	94.3		
Total		1020	100.0		

Which THREE aspects of our community most need to be improved?

		Frequency	Percent	Valid Percent	Cumulative Percent
Valid	People Help Each Other	21	2.1	100.0	100.0
Missing	System	999	97.9		
Total		1020	100.0		

Which THREE aspects of our community most need to be improved?

		Frequency	Percent	Valid Percent	Cumulative Percent
Valid	Access to Healthy Food	85	8.3	100.0	100.0
Missing	System	935	91.7		
Total		1020	100.0		

Which THREE aspects of our community most need to be improved?

		Frequency	Percent	Valid Percent	Cumulative Percent
Valid	Elder Care	140	13.7	100.0	100.0
Missing	System	880	86.3		
Total		1020	100.0		

Which THREE aspects of our community most need to be improved?

		Frequency	Percent	Valid Percent	Cumulative Percent
Valid	Other (please specify)	211	20.7	100.0	100.0
Missing	System	809	79.3		
Total		1020	100.0		

Other (please specify)

		Frequency	Percent	Valid Percent	Cumulative Percent
Valid		809	79.3	79.3	79.3
	Availability of quality, safe childcare	1	.1	.1	79.4
	Walkable/rideable Homer	1	.1	.1	79.5
	!! person only put Jobs	1	.1	.1	79.6
	!! The person only put housing as an answer	1	.1	.1	79.7
	!!! Did not answer	1	.1	.1	79.8
	!!! Person did not answer	4	.4	.4	80.2
	!!! Person did not put any	1	.1	.1	80.3
	!!! Surveyor didn't select any	1	.1	.1	80.4
	1. Trade school? 2. Rehab facilities 3. Homeless housing?	2	.2	.2	80.6
	A shelter for unhoused men - Haven House is the only shelter resource I know of and it's for women	1	.1	.1	80.7
	access to clean unbleached drinking water	1	.1	.1	80.8
	Access to detox	1	.1	.1	80.9
	Access, Quality & accountability of health care services/providers.	1	.1	.1	81.0
	Accessibility for all to recreation	1	.1	.1	81.1
	activities for youth	1	.1	.1	81.2
	Actual doctors	1	.1	.1	81.3
	Affordable BHS	1	.1	.1	81.4
	affordable Childcare	1	.1	.1	81.5

Other (please specify)

	Frequency	Percent	Valid Percent	Cumulative Percent
Affordable Day Care	1	.1	.1	81.6
affordable/safe housing for low income	1	.1	.1	81.7
Afterschool programs for k-5th+	1	.1	.1	81.8
ALTHOUGH SVT HAS A CLINIC, IT DOES NOT AND CANNOT ADDRESS ALOT OF HEALTH ISSUES	1	.1	.1	81.9
Assisted living and skilled care facilities	1	.1	.1	82.0
Bike trail on kachemak drive, and more bike trails	1	.1	.1	82.1
Broad band/high speed internet to strengthen economy	1	.1	.1	82.2
camping	1	.1	.1	82.3
child care	2	.2	.2	82.5
Child care	1	.1	.1	82.5
Child Care	1	.1	.1	82.6
Child care and equitable pay for EC providers	1	.1	.1	82.7
Child care for families	1	.1	.1	82.8
Child day care	1	.1	.1	82.9
childcare	2	.2	.2	83.1
Childcare	2	.2	.2	83.3
CHILDCARE	3	.3	.3	83.6
childcare - access, affordable, extended hours	1	.1	.1	83.7
Childcare, possibly more along the lines of after school and summer day camp	1	.1	.1	83.8
Childcare. Re: JOBS - year round opportunities (not just seasonal)	1	.1	.1	83.9
Childcare/ afterschool care	1	.1	.1	84.0
Childcare/after school opportunities	1	.1	.1	84.1
CHILDREN	1	.1	.1	84.2
Cleaner streets, cheaper taxes	1	.1	.1	84.3
coffee shops	1	.1	.1	84.4
Computer education for seniors	1	.1	.1	84.5
day care/child care	1	.1	.1	84.6
DAYCARES	1	.1	.1	84.7
dental care	1	.1	.1	84.8
did not answer	6	.6	.6	85.4
DID NOT ANSWER	2	.2	.2	85.6
DID NOT RESPOND	1	.1	.1	85.7

Other (please specify)

	Frequency	Percent	Valid Percent	Cumulative Percent
dirty hospital, bad city council, representation	1	.1	.1	85.8
DOG CRAP IN PUBPLIC PLACES, TOO MANY DOGS, METH AND DRUGS	1	.1	.1	85.9
dogs running loose and dogs crap in public, crystal meth and other powder drugs	1	.1	.1	86.0
Elder care AND Behavioral Health services (I NEEDED TO CHOOSE 4)	1	.1	.1	86.1
Fuel prices	1	.1	.1	86.2
Good healthcare providers!	1	.1	.1	86.3
haircuts, sleeping bag, sharing/lost of love	1	.1	.1	86.4
Health Care	1	.1	.1	86.5
Health specialists	1	.1	.1	86.6
Homelessness	1	.1	.1	86.7
Housing for men and elders	1	.1	.1	86.8
housing listed three times	1	.1	.1	86.9
I am pleased with the services I received	1	.1	.1	87.0
I don't live in Homer, so it's hard to know which "community" you're referring to	1	.1	.1	87.1
I DONT KNOW	1	.1	.1	87.2
icy sidewalks- no joke!	1	.1	.1	87.3
Just moved here	1	.1	.1	87.4
laws first, less government	1	.1	.1	87.5
Low income housing	1	.1	.1	87.5
Lowered taxes, especially for the seniors in this town on fixed incomes.	1	.1	.1	87.6
Men safe housing transitional or like IONIA community helps with self sufficiency and mental health	1	.1	.1	87.7
mental health	1	.1	.1	87.8
Mental health	1	.1	.1	87.9
Mental health hospital	1	.1	.1	88.0
Mental health resources	1	.1	.1	88.1
Mental health services	1	.1	.1	88.2
Mental illness treatment/support	1	.1	.1	88.3
Misinformation and Disinformation	1	.1	.1	88.4
More access to VA	1	.1	.1	88.5
More Childcare options, so more people can work with children	1	.1	.1	88.6

Other (please specify)

	Frequency	Percent	Valid Percent	Cumulative Percent
N.P.org and people	1	.1	.1	88.7
N/A	2	.2	.2	88.9
na	11	1.1	1.1	90.0
NA	3	.3	.3	90.3
no answer	8	.8	.8	91.1
No answer	1	.1	.1	91.2
NO ANSWER	13	1.3	1.3	92.5
no reponse	1	.1	.1	92.5
no response	15	1.5	1.5	94.0
No response	2	.2	.2	94.2
no third answer	1	.1	.1	94.3
No third answer	1	.1	.1	94.4
ocs	1	.1	.1	94.5
OCS	1	.1	.1	94.6
only gave housing	1	.1	.1	94.7
OPPORTUNITIES FOR THE HOMELESS	1	.1	.1	94.8
Our public walking paths and posts	1	.1	.1	94.9
Paper survey is hard to read: "Access to health care" (?)	1	.1	.1	95.0
Paper survey: 1. Access to services, 2. Local advantages, 3. Shared resources	1	.1	.1	95.1
Paper survey: Healthy lifestyles	1	.1	.1	95.2
Paper Survey: No answer	1	.1	.1	95.3
Paper survey: No third answer	1	.1	.1	95.4
Paper survey: No third choice	1	.1	.1	95.5
Paper survey: Person circled the number 3	1	.1	.1	95.6
Paper survey: person wrote down "?"	1	.1	.1	95.7
Paper survey: question skipped	8	.8	.8	96.5
Paper survey: Question skipped	9	.9	.9	97.4
Pedestrian/bike trails	1	.1	.1	97.5
Person did not put third answer	1	.1	.1	97.5
Primary medical care	1	.1	.1	97.6
programs for kids and cultural diversity	1	.1	.1	97.7
Quality health care - there is plenty health care but not of quality	1	.1	.1	97.8
Recreational Opportunities on THIS side	1	.1	.1	97.9
Reduction of tolerance for Marxism/anti-america perspectives	1	.1	.1	98.0
Rehab facility	1	.1	.1	98.1

Other (please specify)

	Frequency	Percent	Valid Percent	Cumulative Percent
Reproductive health funding	1	.1	.1	98.2
Respect	1	.1	.1	98.3
Respectable doctors	1	.1	.1	98.4
School bus for kids	1	.1	.1	98.5
Social activities for those 18-21	1	.1	.1	98.6
Social networks	1	.1	.1	98.7
South Peninsula Hospital	1	.1	.1	98.8
Stop proselytizing your religion	1	.1	.1	98.9
Substance Abuse	1	.1	.1	99.0
support for families	1	.1	.1	99.1
The state of behavioral health care services in Homer is declining annually, not getting better. Our local mental health center is not providing services competently (I've been familiar with the agency since it's inception in the early 1980's and used to be on the board)	1	.1	.1	99.2
UNANSWERED	3	.3	.3	99.5
VA	1	.1	.1	99.6
VFW	1	.1	.1	99.7
X	1	.1	.1	99.8
YOUTH HOMELESSNESS, EDUCATION LOW AND HIGH	1	.1	.1	99.9
Z	1	.1	.1	100.0
Total	1020	100.0	100.0	

Physical Health

		Frequency	Percent	Valid Percent	Cumulative Percent
Valid	You and Your Family	358	35.1	100.0	100.0
Missing	System	662	64.9		
Total		1020	100.0		

Physical Health

		Frequency	Percent	Valid Percent	Cumulative Percent
Valid	Community	149	14.6	100.0	100.0
Missing	System	871	85.4		
Total		1020	100.0		

Mental/Emotional Health

		Frequency	Percent	Valid Percent	Cumulative Percent
Valid	You and Your Family	362	35.5	100.0	100.0
Missing	System	658	64.5		
Total		1020	100.0		

Mental/Emotional Health

		Frequency	Percent	Valid Percent	Cumulative Percent
Valid	Community	551	54.0	100.0	100.0
Missing	System	469	46.0		
Total		1020	100.0		

Substance Abuse

		Frequency	Percent	Valid Percent	Cumulative Percent
Valid	You and Your Family	120	11.8	100.0	100.0
Missing	System	900	88.2		
Total		1020	100.0		

Substance Abuse

		Frequency	Percent	Valid Percent	Cumulative Percent
Valid	Community	668	65.5	100.0	100.0
Missing	System	352	34.5		
Total		1020	100.0		

Interpersonal Violence

		Frequency	Percent	Valid Percent	Cumulative Percent
Valid	You and Your Family	52	5.1	100.0	100.0
Missing	System	968	94.9		
Total		1020	100.0		

Interpersonal Violence

		Frequency	Percent	Valid Percent	Cumulative Percent
Valid	Community	252	24.7	100.0	100.0
Missing	System	768	75.3		
Total		1020	100.0		

Economic Health

		Frequency	Percent	Valid Percent	Cumulative Percent
Valid	You and Your Family	367	36.0	100.0	100.0
Missing	System	653	64.0		
Total		1020	100.0		

Economic Health

		Frequency	Percent	Valid Percent	Cumulative Percent
Valid	Community	416	40.8	100.0	100.0
Missing	System	604	59.2		
Total		1020	100.0		

Environmental Health

		Frequency	Percent	Valid Percent	Cumulative Percent
Valid	You and Your Family	133	13.0	100.0	100.0
Missing	System	887	87.0		
Total		1020	100.0		

Environmental Health

		Frequency	Percent	Valid Percent	Cumulative Percent
Valid	Community	128	12.5	100.0	100.0
Missing	System	892	87.5		
Total		1020	100.0		

Education (costs and availability)

		Frequency	Percent	Valid Percent	Cumulative Percent
Valid	You and Your Family	227	22.3	100.0	100.0
Missing	System	793	77.7		
Total		1020	100.0		

Education (costs and availability)

		Frequency	Percent	Valid Percent	Cumulative Percent
Valid	Community	237	23.2	100.0	100.0
Missing	System	783	76.8		
Total		1020	100.0		

None of the above

		Frequency	Percent	Valid Percent	Cumulative Percent
Valid	You and Your Family	251	24.6	100.0	100.0
Missing	System	769	75.4		
Total		1020	100.0		

None of the above

		Frequency	Percent	Valid Percent	Cumulative Percent
Valid	Community	88	8.6	100.0	100.0
Missing	System	932	91.4		
Total		1020	100.0		

Other (please specify)

		Frequency	Percent	Valid Percent	Cumulative Percent
Valid		912	89.4	89.4	89.4
	Affordable housing	1	.1	.1	89.5
	You and Your Family: cold, damp, air fall/winter	1	.1	.1	89.6
	A more balanced city council, respect for the more conservative leaning citizens.	1	.1	.1	89.7
	acceptance of others especially LGBT community	1	.1	.1	89.8
	Access to fast HEALTHY food	1	.1	.1	89.9
	access to goods	1	.1	.1	90.0
	Access to healthcare	1	.1	.1	90.1
	Access to mutual aid/ community building	1	.1	.1	90.2
	Affordable and seasonal housing locally, public transport, childcare after school	1	.1	.1	90.3
	affordable home ownership	1	.1	.1	90.4
	affordable housing	1	.1	.1	90.5
	Affordable housing	1	.1	.1	90.6
	affordable housing in the community	1	.1	.1	90.7
	affordable living	1	.1	.1	90.8
	affordable wages, housing	1	.1	.1	90.9
	afterschool programs	1	.1	.1	91.0
	Avvess to specialists	1	.1	.1	91.1
	Cancer and Heart Disease	1	.1	.1	91.2
	Childcare	2	.2	.2	91.4
	Childcare (Me and My Family)	1	.1	.1	91.5

Other (please specify)

	Frequency	Percent	Valid Percent	Cumulative Percent
Childcare availability, for both	1	.1	.1	91.6
Childcare Cost (family), Short Term-Rentals (community)	1	.1	.1	91.7
Childcare for working parents	1	.1	.1	91.8
Climate Change, pending pandemic that everyone is ignoring	1	.1	.1	91.9
cliqueyness affects community health and individual well being	1	.1	.1	92.0
close community with attitude that "new" people families are not welcome.	1	.1	.1	92.1
Cold/Dark months	1	.1	.1	92.2
common core education, city and fire dept	1	.1	.1	92.3
Community too right wing in politics & religion	1	.1	.1	92.4
cost of food	1	.1	.1	92.5
COST OF FOOD	1	.1	.1	92.5
Cost of Health Care	1	.1	.1	92.6
Cost of healthcare	1	.1	.1	92.7
Cost of living	1	.1	.1	92.8
DAYCARE COSTS/AVAILABILITY	1	.1	.1	92.9
did not answer	2	.2	.2	93.1
Divisive society (You and Your Family AND Community)	1	.1	.1	93.2
dogs running loose	1	.1	.1	93.3
Education:large class sizes, not enough teachers/resource staff	1	.1	.1	93.4
family disagreements	1	.1	.1	93.5
health care costs	1	.1	.1	93.6
healthcare	1	.1	.1	93.7
High cost of rentals and lack of housing	1	.1	.1	93.8
Higher paying Job opportunities	1	.1	.1	93.9
home care assistants for elders	1	.1	.1	94.0
hostile political opinions	1	.1	.1	94.1
housing	1	.1	.1	94.2
Housing	1	.1	.1	94.3
HOUSING	2	.2	.2	94.5
Housing - community	2	.2	.2	94.7
housing help	1	.1	.1	94.8
Housing, elder care	1	.1	.1	94.9

Other (please specify)

	Frequency	Percent	Valid Percent	Cumulative Percent
I don't live in Homer, so it's hard to know which "community" you're referring to	1	.1	.1	95.0
I don't quite know how to answer these questions seems unclear to me	1	.1	.1	95.1
I have everything I need - but there is a decided lack of housing and childcare in our community	1	.1	.1	95.2
Icy conditions	1	.1	.1	95.3
INFLATION	1	.1	.1	95.4
jobs	1	.1	.1	95.5
Jobs/economic opportunities	1	.1	.1	95.6
LACK OF AFFORDABLE HOUSING	1	.1	.1	95.7
Lack of availability of responsive health care is the single issue that negatively affects our health care.	1	.1	.1	95.8
LACK OF CARE FOR CHILDREN	1	.1	.1	95.9
Lack of child care (for our family)	1	.1	.1	96.0
Lack of diversified housing-both my family and community and lack of qualified staffing-both	1	.1	.1	96.1
lack of housing	1	.1	.1	96.2
Lack of housing	1	.1	.1	96.3
Lack of housing for seasonal workers, too many vacation/short term rentals.	1	.1	.1	96.4
LACK OF MENTAL HEALTH CARE	1	.1	.1	96.5
lack of social connections, single 59 year old female	1	.1	.1	96.6
legal help	1	.1	.1	96.7
Me and my family AND community: Lack of affordable year-round housing	1	.1	.1	96.8
money	1	.1	.1	96.9
New censorship and restrictions imposed on doctors	1	.1	.1	97.0
NO ANSWER	1	.1	.1	97.1
no response	2	.2	.2	97.3
Paper survey: Person didn't answer questions 1, 3, 4, 6, 8 of this section	1	.1	.1	97.4
political partisanship	1	.1	.1	97.5
poor availability of good home health aids for elderly assistance (even private pay) in their homes	1	.1	.1	97.5
Price of food!!	1	.1	.1	97.6

Other (please specify)

	Frequency	Percent	Valid Percent	Cumulative Percent
propaganda taught in government schools	1	.1	.1	97.7
Quality education	1	.1	.1	97.8
Racism	1	.1	.1	97.9
Safe, affordable housing for the community	1	.1	.1	98.0
seasonal darkness/SAD	1	.1	.1	98.1
South Peninsula Hospital	1	.1	.1	98.2
Speeding on roads, Qanon, Bullying, Politics	1	.1	.1	98.3
state and government	1	.1	.1	98.4
tabacco & alcohol	1	.1	.1	98.5
taxes	1	.1	.1	98.6
Taxes-property	1	.1	.1	98.7
This question is so poorly formatted I had to say some thing about it here. Yikes!	1	.1	.1	98.8
to many rich not enough working class, unhealthy lifestyle to leave others out because of money	1	.1	.1	98.9
Tolerance & Civility	1	.1	.1	99.0
Traffic	1	.1	.1	99.1
TRANSPORTATION	1	.1	.1	99.2
UNANSWERED	1	.1	.1	99.3
VA access	1	.1	.1	99.4
We're new to Homer but I would say access to housing is a huge problem as well as childcare (outside of school) and cost of living are the top 3 community issues	1	.1	.1	99.5
winter shut in	1	.1	.1	99.6
x	1	.1	.1	99.7
You and Your Family and Community: Energy Cost	1	.1	.1	99.8
You and Your Family AND Community: icy sidewalks	1	.1	.1	99.9
You and Your Family: Childcare	1	.1	.1	100.0
Total	1020	100.0	100.0	

Do any of the following prevent you from using services or activities that are available in our community?

		Frequency	Percent	Valid Percent	Cumulative Percent
Valid	Schedule Conflicts	336	32.9	100.0	100.0
Missing	System	684	67.1		
Total		1020	100.0		

Do any of the following prevent you from using services or activities that are available in our community?

		Frequency	Percent	Valid Percent	Cumulative Percent
Valid	Age Restrictions	37	3.6	100.0	100.0
Missing	System	983	96.4		
Total		1020	100.0		

Do any of the following prevent you from using services or activities that are available in our community?

		Frequency	Percent	Valid Percent	Cumulative Percent
Valid	Stigma	75	7.4	100.0	100.0
Missing	System	945	92.6		
Total		1020	100.0		

Do any of the following prevent you from using services or activities that are available in our community?

		Frequency	Percent	Valid Percent	Cumulative Percent
Valid	Childcare	117	11.5	100.0	100.0
Missing	System	903	88.5		
Total		1020	100.0		

Do any of the following prevent you from using services or activities that are available in our community?

		Frequency	Percent	Valid Percent	Cumulative Percent
Valid	Confidentiality	84	8.2	100.0	100.0
Missing	System	936	91.8		
Total		1020	100.0		

Do any of the following prevent you from using services or activities that are available in our community?

		Frequency	Percent	Valid Percent	Cumulative Percent
Valid	Medicaid Problem	46	4.5	100.0	100.0
Missing	System	974	95.5		
Total		1020	100.0		

Do any of the following prevent you from using services or activities that are available in our community?

		Frequency	Percent	Valid Percent	Cumulative Percent
Valid	Membership Restrictions	74	7.3	100.0	100.0
Missing	System	946	92.7		
Total		1020	100.0		

Do any of the following prevent you from using services or activities that are available in our community?

		Frequency	Percent	Valid Percent	Cumulative Percent
Valid	Not Enough Time	269	26.4	100.0	100.0
Missing	System	751	73.6		
Total		1020	100.0		

Do any of the following prevent you from using services or activities that are available in our community?

		Frequency	Percent	Valid Percent	Cumulative Percent
Valid	Found Services Elsewhere	35	3.4	100.0	100.0
Missing	System	985	96.6		
Total		1020	100.0		

Do any of the following prevent you from using services or activities that are available in our community?

		Frequency	Percent	Valid Percent	Cumulative Percent
Valid	Distrust/Dislike Agency or Provider	100	9.8	100.0	100.0
Missing	System	920	90.2		
Total		1020	100.0		

Do any of the following prevent you from using services or activities that are available in our community?

		Frequency	Percent	Valid Percent	Cumulative Percent
Valid	Cultural or Religious Convictions	23	2.3	100.0	100.0
Missing	System	997	97.7		
Total		1020	100.0		

Do any of the following prevent you from using services or activities that are available in our community?

		Frequency	Percent	Valid Percent	Cumulative Percent
Valid	Language Barrier	5	.5	100.0	100.0
Missing	System	1015	99.5		
Total		1020	100.0		

Do any of the following prevent you from using services or activities that are available in our community?

		Frequency	Percent	Valid Percent	Cumulative Percent
Valid	Lack of Anonymity	118	11.6	100.0	100.0
Missing	System	902	88.4		
Total		1020	100.0		

Do any of the following prevent you from using services or activities that are available in our community?

		Frequency	Percent	Valid Percent	Cumulative Percent
Valid	Transportation	123	12.1	100.0	100.0
Missing	System	897	87.9		
Total		1020	100.0		

Do any of the following prevent you from using services or activities that are available in our community?

		Frequency	Percent	Valid Percent	Cumulative Percent
Valid	Harassment	27	2.6	100.0	100.0
Missing	System	993	97.4		
Total		1020	100.0		

Do any of the following prevent you from using services or activities that are available in our community?

		Frequency	Percent	Valid Percent	Cumulative Percent
Valid	Awareness	120	11.8	100.0	100.0
Missing	System	900	88.2		
Total		1020	100.0		

Do any of the following prevent you from using services or activities that are available in our community?

		Frequency	Percent	Valid Percent	Cumulative Percent
Valid	Cost	338	33.1	100.0	100.0
Missing	System	682	66.9		
Total		1020	100.0		

Do any of the following prevent you from using services or activities that are available in our community?

		Frequency	Percent	Valid Percent	Cumulative Percent
Valid	None of these prevent me from using available services or activities	189	18.5	100.0	100.0
Missing	System	831	81.5		
Total		1020	100.0		

Do any of the following prevent you from using services or activities that are available in our community?

		Frequency	Percent	Valid Percent	Cumulative Percent
Valid	Other (please specify)	58	5.7	100.0	100.0
Missing	System	962	94.3		
Total		1020	100.0		

Other (please specify)

	Frequency	Percent	Valid Percent
Valid	962	94.3	94.3
ACCESSIBILITY	1	.1	.1
Activities not available	1	.1	.1
Availability of providers	1	.1	.1
availability of services	1	.1	.1
CAN'T AFFORD MONEY	1	.1	.1
Childcare, childcare, childcare!	1	.1	.1
COVID Pandemic	1	.1	.1
did not answer	1	.1	.1
Do I feel welcome	1	.1	.1
Don't hear of many because i don't have facebook nor have internet at home	1	.1	.1
Empathy and the beliefs of hysteria in women	1	.1	.1
Entitlement attitudes of many of the participants	1	.1	.1
Equal access to activities and services for disabled/challenged residents	1	.1	.1
F	1	.1	.1
Feel unwelcome,	1	.1	.1
gang stalking	1	.1	.1
haircuts	1	.1	.1
Having to go all the way to town for activities	1	.1	.1
High cost	1	.1	.1
Home health care and mental health support is needed and no one is available.	1	.1	.1
homophobia	1	.1	.1
I don't live in Homer, so it's hard to know which "community" you're referring to	1	.1	.1
ignore problems, no help, no solutions	1	.1	.1
Lack of adequate staff in parts of medical community. Example radiology -too long to get appointments when you need	1	.1	.1
Lack of friends able to support each other	1	.1	.1
Lack of knowledge of them	1	.1	.1
lack of quality health care	1	.1	.1
Lack of universal health insurance	1	.1	.1
lack of willing private pay caregivers for elderly for hire in this community	1	.1	.1

Other (please specify)

	Cumulative Percent
Valid	94.3
ACCESSIBILITY	94.4
Activities not available	94.5
Availability of providers	94.6
availability of services	94.7
CAN'T AFFORD MONEY	94.8
Childcare, childcare, childcare!	94.9
COVID Pandemic	95.0
did not answer	95.1
Do I feel welcome	95.2
Don't hear of many because i don't have facebook nor have internet at home	95.3
Empathy and the beliefs of hysteria in women	95.4
Entitlement attitudes of many of the participants	95.5
Equal access to activities and services for disabled/challenged residents	95.6
F	95.7
Feel unwelcome,	95.8
gang stalking	95.9
haircuts	96.0
Having to go all the way to town for activities	96.1
High cost	96.2
Home health care and mental health support is needed and no one is available.	96.3
homophobia	96.4
I don't live in Homer, so it's hard to know which "community" you're referring to	96.5
ignore problems, no help, no solutions	96.6
Lack of adequate staff in parts of medical community. Example radiology -too long to get appointments when you need	96.7
Lack of friends able to support each other	96.8
Lack of knowledge of them	96.9
lack of quality health care	97.0
Lack of universal health insurance	97.1
lack of willing private pay caregivers for elderly for hire in this community	97.2

Other (please specify)

	Frequency	Percent	Valid Percent
Mobility restrictions, bad weather, severe shortage of PCA's and other healthcare workers as well as Medicaid employees, leading to backlogged applications and denials. Lack of communication and poor record keeping. Lack of accountability when mistakes are made (especially at the pharmacy).	1	.1	.1
More provider options	1	.1	.1
na	3	.3	.3
NA	1	.1	.1
no	1	.1	.1
NO ANSWER	5	.5	.5
no response	4	.4	.4
No response	1	.1	.1
none in Anchor Point	1	.1	.1
Paper survey: question skipped	4	.4	.4
Paper survey: Question skipped	1	.1	.1
perceived difficulty of finding into and of scheduling	1	.1	.1
Prefer not to answer	1	.1	.1
Services not offered in Homer	1	.1	.1
THE MANAGER OF SPH TOLD ME TO FIND HEALTHCARE ELSEWHERE	1	.1	.1
Time and money burdened by slavery/taxation	1	.1	.1
WEATHER	1	.1	.1
Total	1020	100.0	100.0

Other (please specify)

	Cumulative Percent
Mobility restrictions, bad weather, severe shortage of PCA's and other healthcare workers as well as Medicaid employees, leading to backlogged applications and denials. Lack of communication and poor record keeping. Lack of accountability when mistakes are made (especially at the pharmacy).	97.3
More provider options	97.4
na	97.6
NA	97.7
no	97.8
NO ANSWER	98.3
no response	98.7
No response	98.8
none in Anchor Point	98.9
Paper survey: question skipped	99.3
Paper survey: Question skipped	99.4
perceived difficulty of finding into and of scheduling	99.5
Prefer not to answer	99.6
Services not offered in Homer	99.7
THE MANAGER OF SPH TOLD ME TO FIND HEALTHCARE ELSEWHERE	99.8
Time and money burdened by slavery/taxation	99.9
WEATHER	100.0
Total	

I have a sense of purpose and meaning in my life

		Frequency	Percent	Valid Percent	Cumulative Percent
Valid	I prefer not to answer	35	3.4	3.7	3.7
	Never	14	1.4	1.5	5.2
	Sometimes	136	13.3	14.3	19.5
	Frequently	270	26.5	28.4	47.9
	Always	495	48.5	52.1	100.0
	Total	950	93.1	100.0	
Missing	System	70	6.9		
Total		1020	100.0		

I have a sense of connection, belonging, safety and a reliable support system

		Frequency	Percent	Valid Percent	Cumulative Percent
Valid	I prefer not to answer	45	4.4	4.7	4.7
	Never	23	2.3	2.4	7.2
	Sometimes	161	15.8	16.9	24.1
	Frequently	268	26.3	28.2	52.3
	Always	453	44.4	47.7	100.0
	Total	950	93.1	100.0	
Missing	System	70	6.9		
Total		1020	100.0		

I have the ability to perform daily activities without undue fatigue or physical stress

		Frequency	Percent	Valid Percent	Cumulative Percent
Valid	I prefer not to answer	35	3.4	3.7	3.7
	Never	29	2.8	3.1	6.7
	Sometimes	169	16.6	17.8	24.5
	Frequently	334	32.7	35.2	59.7
	Always	383	37.5	40.3	100.0
	Total	950	93.1	100.0	
Missing	System	70	6.9		
Total		1020	100.0		

I have opportunities to expand my knowledge and skills and to use my creative abilities

		Frequency	Percent	Valid Percent	Cumulative Percent
Valid	I prefer not to answer	45	4.4	4.7	4.7
	Never	20	2.0	2.1	6.8
	Sometimes	217	21.3	22.8	29.7
	Frequently	322	31.6	33.9	63.6
	Always	346	33.9	36.4	100.0
	Total	950	93.1	100.0	
Missing	System	70	6.9		
Total		1020	100.0		

I can cope effectively with life stresses, and my work and relationships are enriching

		Frequency	Percent	Valid Percent	Cumulative Percent
Valid	I prefer not to answer	40	3.9	4.2	4.2
	Never	9	.9	.9	5.2
	Sometimes	206	20.2	21.7	26.8
	Frequently	405	39.7	42.6	69.5
	Always	290	28.4	30.5	100.0
	Total	950	93.1	100.0	
Missing	System	70	6.9		
Total		1020	100.0		

My surroundings are adequate for me (from my home to the wider community or environment)

		Frequency	Percent	Valid Percent	Cumulative Percent
Valid	I prefer not to answer	47	4.6	4.9	4.9
	Never	20	2.0	2.1	7.1
	Sometimes	136	13.3	14.3	21.4
	Frequently	280	27.5	29.5	50.8
	Always	467	45.8	49.2	100.0
	Total	950	93.1	100.0	
Missing	System	70	6.9		
Total		1020	100.0		

I have enough money for my basic needs, and I can adapt for unplanned expenses

		Frequency	Percent	Valid Percent	Cumulative Percent
Valid	I prefer not to answer	39	3.8	4.1	4.1
	Never	80	7.8	8.4	12.5
	Sometimes	203	19.9	21.4	33.9
	Frequently	250	24.5	26.3	60.2
	Always	378	37.1	39.8	100.0
	Total	950	93.1	100.0	
Missing	System	70	6.9		
Total		1020	100.0		

I am connected to my own culture and traditions, and I see the diversity and richness of other cultures

		Frequency	Percent	Valid Percent	Cumulative Percent
Valid	I prefer not to answer	67	6.6	7.1	7.1
	Never	35	3.4	3.7	10.7
	Sometimes	171	16.8	18.0	28.7
	Frequently	294	28.8	30.9	59.7
	Always	383	37.5	40.3	100.0
	Total	950	93.1	100.0	
Missing	System	70	6.9		
Total		1020	100.0		

During the COVID-19 pandemic were any of these more challenging for you than normal? Please check all that apply.

		Frequency	Percent	Valid Percent	Cumulative Percent
Valid	Housing (paying rent, facing eviction, foreclosure, maintenance, etc.)	169	16.6	100.0	100.0
Missing	System	851	83.4		
Total		1020	100.0		

During the COVID-19 pandemic were any of these more challenging for you than normal? Please check all that apply.

		Frequency	Percent	Valid Percent	Cumulative Percent
Valid	Job security (unemployed, fired or laid off, less work to do than before, less income, etc.)	206	20.2	100.0	100.0
Missing	System	814	79.8		
Total		1020	100.0		

During the COVID-19 pandemic were any of these more challenging for you than normal? Please check all that apply.

		Frequency	Percent	Valid Percent	Cumulative Percent
Valid	Transportation (getting to places you need to go, riding public transit, driving a car, etc.)	113	11.1	100.0	100.0
Missing	System	907	88.9		
Total		1020	100.0		

During the COVID-19 pandemic were any of these more challenging for you than normal? Please check all that apply.

		Frequency	Percent	Valid Percent	Cumulative Percent
Valid	Access to food (affordable groceries, getting SNAP benefits, feeding family or loved ones, etc.)	185	18.1	100.0	100.0
Missing	System	835	81.9		
Total		1020	100.0		

During the COVID-19 pandemic were any of these more challenging for you than normal? Please check all that apply.

		Frequency	Percent	Valid Percent	Cumulative Percent
Valid	Utilities (electric, gas, or water shut-offs or difficulty paying for them)	153	15.0	100.0	100.0
Missing	System	867	85.0		
Total		1020	100.0		

During the COVID-19 pandemic were any of these more challenging for you than normal? Please check all that apply.

		Frequency	Percent	Valid Percent	Cumulative Percent
Valid	Paying bills (medical or other)	187	18.3	100.0	100.0
Missing	System	833	81.7		
Total		1020	100.0		

During the COVID-19 pandemic were any of these more challenging for you than normal? Please check all that apply.

		Frequency	Percent	Valid Percent	Cumulative Percent
Valid	Access to medical care	193	18.9	100.0	100.0
Missing	System	827	81.1		
Total		1020	100.0		

During the COVID-19 pandemic were any of these more challenging for you than normal? Please check all that apply.

		Frequency	Percent	Valid Percent	Cumulative Percent
Valid	Safety at home (abuse, interpersonal violence, family violence, or domestic violence)	31	3.0	100.0	100.0
Missing	System	989	97.0		
Total		1020	100.0		

During the COVID-19 pandemic were any of these more challenging for you than normal? Please check all that apply.

		Frequency	Percent	Valid Percent	Cumulative Percent
Valid	Access to childcare	84	8.2	100.0	100.0
Missing	System	936	91.8		
Total		1020	100.0		

During the COVID-19 pandemic were any of these more challenging for you than normal? Please check all that apply.

		Frequency	Percent	Valid Percent	Cumulative Percent
Valid	Affording other basic needs (not mentioned)	104	10.2	100.0	100.0
Missing	System	916	89.8		
Total		1020	100.0		

During the COVID-19 pandemic were any of these more challenging for you than normal? Please check all that apply.

		Frequency	Percent	Valid Percent	Cumulative Percent
Valid	Did not experience any challenges	225	22.1	100.0	100.0
Missing	System	795	77.9		
Total		1020	100.0		

During the COVID-19 pandemic were any of these more challenging for you than normal? Please check all that apply.

		Frequency	Percent	Valid Percent	Cumulative Percent
Valid	I prefer not to answer	133	13.0	100.0	100.0
Missing	System	887	87.0		
Total		1020	100.0		

During the COVID-19 pandemic were any of these more challenging for you than normal? Please check all that apply.

		Frequency	Percent	Valid Percent	Cumulative Percent
Valid	Other (please specify)	127	12.5	100.0	100.0
Missing	System	893	87.5		
Total		1020	100.0		

Other (please specify)

	Frequency	Percent	Valid Percent
Valid	893	87.5	87.5
Access to family and close friends, human contact	1	.1	.1
access to friends and family and community public events	1	.1	.1
school opportunities	1	.1	.1
ABILITY TO GET TOGETHER WITH OTHERS, SAFETY	1	.1	.1
Access to and cost of proper prescriptions both from doctor and pharmacy	1	.1	.1
Access to business and activities (that were closed, canceled, or discriminatory towards mask/"vaccine" choices	1	.1	.1
access to pca help for elder care, and staffing issues at friendship terrace	1	.1	.1
access to proper school education for kids	1	.1	.1
Access to transparent COVID-19 information.	1	.1	.1
Access to travel was more difficult for my family when RAVN was shut down	1	.1	.1
activities for teens and keeping them engaged	1	.1	.1
adjusting to conditions	1	.1	.1
Adult children moved back in.	1	.1	.1
Affordable dental care	1	.1	.1
all	1	.1	.1
ANXIETY	1	.1	.1
Authoritarian stupid Mask-Hags	1	.1	.1
Being out in public w/ people wearing masks incorrectly	1	.1	.1
CHALLENGING TO FIND RESTARAUNTS TO EAT OUT	1	.1	.1
Change in work expectations once returned to work after Pandemic. My long time company was not a supportive organization to their employees upon their return. Their priority remained the bottom line and not focused on a healthy transition back to a different world. It ultimately ended my 3 decade career.	1	.1	.1
Community and arts events	1	.1	.1
concern about remaining healthy as have autoimmune disease and social isolation	1	.1	.1

Other (please specify)

	Cumulative Percent
Valid	87.5
Access to family and close friends, human contact	87.6
access to friends and family and community public events	87.7
school opportunities	87.8
ABILITY TO GET TOGETHER WITH OTHERS, SAFETY	87.9
Access to and cost of proper prescriptions both from doctor and pharmacy	88.0
Access to business and activities (that were closed, canceled, or discriminatory towards mask/"vaccine" choices	88.1
access to pca help for elder care, and staffing issues at friendship terrace	88.2
access to proper school education for kids	88.3
Access to transparent COVID-19 information.	88.4
Access to travel was more difficult for my family when RAVN was shut down	88.5
activities for teens and keeping them engaged	88.6
adjusting to conditions	88.7
Adult children moved back in.	88.8
Affordable dental care	88.9
all	89.0
ANXIETY	89.1
Authoritarian stupid Mask-Hags	89.2
Being out in public w/ people wearing masks incorrectly	89.3
CHALLENGING TO FIND RESTARAUNTS TO EAT OUT	89.4
Change in work expectations once returned to work after Pandemic. My long time company was not a supportive organization to their employees upon their return. Their priority remained the bottom line and not focused on a healthy transition back to a different world. It ultimately ended my 3 decade career.	89.5
Community and arts events	89.6
concern about remaining healthy as have autoimmune disease and social isolation	89.7

Other (please specify)

	Frequency	Percent	Valid Percent
Connection mental health	1	.1	.1
Connection Mental Health	1	.1	.1
CONNECTING WITH OTHERS	1	.1	.1
DEALING WITH IDIOTS WHO ARE OPPRESSED BY MASKS	1	.1	.1
Depression	1	.1	.1
due to a city mandate two of my jobs were lost for two years	1	.1	.1
elder care, which is needed for a dependent parent	1	.1	.1
Emotional stress and uncertainty	1	.1	.1
Everything got more expensive: Rent, water utility, insurance and food	1	.1	.1
Exposure to others who refused to get vaccinated and/or refused to wear masks and acting awful	1	.1	.1
Family stress	1	.1	.1
Fear of catching Covid as a auto immune front line worker	1	.1	.1
Fear of family getting sick	1	.1	.1
finding anyone to hire to do work at my home	1	.1	.1
Finding available housing rentals	1	.1	.1
Finding people willing to work	1	.1	.1
Fortunate to not have any of the above concerns	1	.1	.1
FUEL	1	.1	.1
govt input	1	.1	.1
Had to work on zoom from a vehicle because we don't have electric or Wi-Fi to keep my job	1	.1	.1
Harassment for being unvaccinated	1	.1	.1
Harder to visit family and friends	1	.1	.1
Health issues	1	.1	.1
Household management division of labor with spouse	1	.1	.1
i recently moved to the area and do not feel i can answer the question	1	.1	.1
I've had to delay things like vision and dental care during pandemic	1	.1	.1
Interstate/international travel	1	.1	.1

Other (please specify)

	Cumulative Percent
Connection mental health	89.8
Connection Mental Health	89.9
CONNECTING WITH OTHERS	90.0
DEALING WITH IDIOTS WHO ARE OPPRESSED BY MASKS	90.1
Depression	90.2
due to a city mandate two of my jobs were lost for two years	90.3
elder care, which is needed for a dependent parent	90.4
Emotional stress and uncertainty	90.5
Everything got more expensive: Rent, water utility, insurance and food	90.6
Exposure to others who refused to get vaccinated and/or refused to wear masks and acting awful	90.7
Family stress	90.8
Fear of catching Covid as a auto immune front line worker	90.9
Fear of family getting sick	91.0
finding anyone to hire to do work at my home	91.1
Finding available housing rentals	91.2
Finding people willing to work	91.3
Fortunate to not have any of the above concerns	91.4
FUEL	91.5
govt input	91.6
Had to work on zoom from a vehicle because we don't have electric or Wi-Fi to keep my job	91.7
Harassment for being unvaccinated	91.8
Harder to visit family and friends	91.9
Health issues	92.0
Household management division of labor with spouse	92.1
i recently moved to the area and do not feel i can answer the question	92.2
I've had to delay things like vision and dental care during pandemic	92.3
Interstate/international travel	92.4

Other (please specify)

	Frequency	Percent	Valid Percent
intolerance and confusion surrounding covid	1	.1	.1
isolation	3	.3	.3
Isolation	2	.2	.2
isolation from friends and family	1	.1	.1
Isolation was difficult	1	.1	.1
isolation, loss of sense of community and belonging	1	.1	.1
Isolation, stress, and collective trauma. (Survey feedback: It feels like half of the defined choices are about or could be about money. it feels like financial health is disproportionately represented in our framing of the pandemic challenges. You should consider this when interpreting your results.)	1	.1	.1
isolation; discomfort masking; loss of indoor exercise options	1	.1	.1
IT WAS A SCAM AND WE ALL KNOW IT	1	.1	.1
Job	1	.1	.1
lack of relationships with others	1	.1	.1
Lack of social interaction	1	.1	.1
LACK OF SOCIAL TIME	1	.1	.1
Lack of the number in this community who bothered to get vaccinated, workplace did NOT enforce a good vaccine policy	1	.1	.1
Less support available for medical needs/procedures	1	.1	.1
live in nome	1	.1	.1
LOSS OF JOBS	1	.1	.1
lost spouse unexpectedly at the beginning of covid	1	.1	.1
MAINTAINING FRIENDSHIPS	1	.1	.1
Maintaining isolation practice around those that chose not to.	1	.1	.1
maintaining social ties	1	.1	.1
making healthy social connections, anxiety with interpersonal dynamics	1	.1	.1
Making social connections with friends & family	1	.1	.1
Mental Health	1	.1	.1
mental health challenges	1	.1	.1
mental health support	1	.1	.1

Other (please specify)

	Cumulative Percent
intolerance and confusion surrounding covid	92.5
isolation	92.7
Isolation	92.9
isolation from friends and family	93.0
Isolation was difficult	93.1
isolation, loss of sense of community and belonging	93.2
Isolation, stress, and collective trauma. (Survey feedback: It feels like half of the defined choices are about or could be about money. it feels like financial health is disproportionately represented in our framing of the pandemic challenges. You should consider this when interpreting your results.)	93.3
isolation; discomfort masking; loss of indoor exercise options	93.4
IT WAS A SCAM AND WE ALL KNOW IT	93.5
Job	93.6
lack of relationships with others	93.7
Lack of social interaction	93.8
LACK OF SOCIAL TIME	93.9
Lack of the number in this community who bothered to get vaccinated, workplace did NOT enforce a good vaccine policy	94.0
Less support available for medical needs/procedures	94.1
live in nome	94.2
LOSS OF JOBS	94.3
lost spouse unexpectedly at the beginning of covid	94.4
MAINTAINING FRIENDSHIPS	94.5
Maintaining isolation practice around those that chose not to.	94.6
maintaining social ties	94.7
making healthy social connections, anxiety with interpersonal dynamics	94.8
Making social connections with friends & family	94.9
Mental Health	95.0
mental health challenges	95.1
mental health support	95.2

Other (please specify)

	Frequency	Percent	Valid Percent
mental health- anxiety depression	1	.1	.1
mental health, homeschooling	1	.1	.1
mental health, isolation	1	.1	.1
mental wellness	1	.1	.1
moving from and back to AK during Covid	1	.1	.1
na	1	.1	.1
NO ANSWER	3	.3	.3
NONE APPLY	1	.1	.1
None of the above	1	.1	.1
NONE WHERE A CHALLENGE FOR ME	1	.1	.1
NONE, I LIVED LIFE AS NORMAL, I DID NOT SECUM TO FEAR	1	.1	.1
Not able to be with family;	1	.1	.1
not having things to do, being closed in was challenging or others to do it with	1	.1	.1
ocs	1	.1	.1
Overall inflation has made everything more expensive	1	.1	.1
Paper survey: question skipped	1	.1	.1
Paper survey: Question skipped	2	.2	.2
People's lack of respect for each others positions	1	.1	.1
Providers were overwhelmed with the pandemic and it could take weeks or months to get an appointment.	1	.1	.1
reduced socialization	1	.1	.1
Restrictions	1	.1	.1
school and social aspects of school for children	1	.1	.1
SCHOOL AND SOCIAL BREAKDOWN OF COMMUNITY	1	.1	.1
See below	1	.1	.1
self care and big concerns for family members	1	.1	.1
Severe decline in mental health	1	.1	.1
Social activities on hold. Angst felt in community.	1	.1	.1
social connection	1	.1	.1
Social Connection	1	.1	.1
social connections	1	.1	.1
SOCIAL CONTACT	1	.1	.1

Other (please specify)

	Cumulative Percent
mental health- anxiety depression	95.3
mental health, homeschooling	95.4
mental health, isolation	95.5
mental wellness	95.6
moving from and back to AK during Covid	95.7
na	95.8
NO ANSWER	96.1
NONE APPLY	96.2
None of the above	96.3
NONE WHERE A CHALLENGE FOR ME	96.4
NONE, I LIVED LIFE AS NORMAL, I DID NOT SECUM TO FEAR	96.5
Not able to be with family;	96.6
not having things to do, being closed in was challenging or others to do it with	96.7
ocs	96.8
Overall inflation has made everything more expensive	96.9
Paper survey: question skipped	97.0
Paper survey: Question skipped	97.2
People's lack of respect for each others positions	97.3
Providers were overwhelmed with the pandemic and it could take weeks or months to get an appointment.	97.4
reduced socialization	97.5
Restrictions	97.5
school and social aspects of school for children	97.6
SCHOOL AND SOCIAL BREAKDOWN OF COMMUNITY	97.7
See below	97.8
self care and big concerns for family members	97.9
Severe decline in mental health	98.0
Social activities on hold. Angst felt in community.	98.1
social connection	98.2
Social Connection	98.3
social connections	98.4
SOCIAL CONTACT	98.5

Other (please specify)

	Frequency	Percent	Valid Percent
Social interactions.	1	.1	.1
social opportunities	1	.1	.1
SOCIAL WITHDRAWL	1	.1	.1
socialization	1	.1	.1
Socialization and connection to others	1	.1	.1
Socializing	1	.1	.1
Socially, everything changed (as it did for most people)	1	.1	.1
South peninsula hospital has no overseer of actual care	1	.1	.1
the whole problem was the government in everyones bussiness	1	.1	.1
UNANSWERED	1	.1	.1
UNTRUE INFO, ENCROACHMENT ON FREEDOM	1	.1	.1
WE WERE LUCKY	1	.1	.1
Work related stressors	1	.1	.1
Working with the public.	1	.1	.1
Zoom-could not hear on this platform	1	.1	.1
Total	1020	100.0	100.0

Other (please specify)

	Cumulative Percent
Social interactions.	98.6
social opportunities	98.7
SOCIAL WITHDRAWAL	98.8
socialization	98.9
Socialization and connection to others	99.0
Socializing	99.1
Socially, everything changed (as it did for most people)	99.2
South peninsula hospital has no overseer of actual care	99.3
the whole problem was the government in everyones bussiness	99.4
UNANSWERED	99.5
UNTRUE INFO, ENCROACHMENT ON FREEDOM	99.6
WE WERE LUCKY	99.7
Work related stressors	99.8
Working with the public.	99.9
Zoom-could not hear on this platform	100.0
Total	

What other challenges did you or your family face during the COVID-19 pandemic?

	Frequency	Percent	Valid Percent	Cumulative Percent
Valid	605	59.3	59.3	59.3
I couldn't see my family (international travel)	1	.1	.1	59.4
Isolation	1	.1	.1	59.5
Not spending time with loved ones, attending events	1	.1	.1	59.6
-Shortages of many food and household items at stores during the pandemic - Sense of isolation due to maintaining a small social bubble -Sense of helplessness	1	.1	.1	59.7
0	1	.1	.1	59.8
1	1	.1	.1	59.9
A bit of a lonely time. Didn't get to be with friends as much.	1	.1	.1	60.0
a little too much drinking	1	.1	.1	60.1
A sense of isolation: sent home to work so don't see people most days.	1	.1	.1	60.2
A sense that many community members did not see value in practicing protective protocols which meant changes in school attendance for my child, strained relationships, and overall social isolation.	1	.1	.1	60.3
Access to 12 Step meetings.	1	.1	.1	60.4
Access to business and activities (that were closed, canceled, or discriminatory towards mask/"vaccine" choices. Cost of FOOD!!	1	.1	.1	60.5
access to each other	1	.1	.1	60.6
access to food was in terms of shopping and going to public places, accessing needed health care services as all providers were not vaccinated and concern about exposure from health care workers	1	.1	.1	60.7
Access to products needed quickly - replacing appliances Refrig and washer when quit.	1	.1	.1	60.8
Access to services that were closed, variability in community reactions to covid.	1	.1	.1	60.9
affordable housing	1	.1	.1	61.0
All the lies	1	.1	.1	61.1

What other challenges did you or your family face during the COVID-19 pandemic?

	Frequency	Percent	Valid Percent	Cumulative Percent
All together under one roof for a long time, caused stress.	1	.1	.1	61.2
Almost all of these apply. When the community basically shut its doors it became hard to get out of town or in, which made it hard to get to medical care and groceries. Along with this also came the increase in prices of everything, making it so we had to pick and choose which bills we could afford to pay each month.	1	.1	.1	61.3
Altercations with police and public because of disregard to health reasons long term poor because of family life	1	.1	.1	61.4
Angst among some in community towards Covid safety measures like masking and vaccines.	1	.1	.1	61.5
Anxiety about being in public, fear for vulnerable family members.	1	.1	.1	61.6
ANXIETY ABOUT INCREASING POLITIZATION OF THE PANDEMIC	1	.1	.1	61.7
Anxiety and witnessing bullying between groups or people with differing opinions.	1	.1	.1	61.8
anxiety. depression. lonely.	1	.1	.1	61.9
At the time I was working for a doctors office, so I had the opposite issue as most... I was working longer hours and it was in a very stressful and anxious filled space- lots of unknowns at the beginning of COVID and then with the influx of patients and their anxieties made some days harder than others to stay in a positive and calm mindset.	1	.1	.1	62.0
Balancing work responsibilities on top of keeping the kids engaged and managing online school.	1	.1	.1	62.1
Behavioral Health issues due to isolation	1	.1	.1	62.2
Being too closed off from my family and friends, too closed in with a troubled spouse.	1	.1	.1	62.3
Being unable to travel to see family for 2 years was difficult, as was the loss of the ability to freely socialize with friends and family in town.	1	.1	.1	62.4
Believing what was being passed as "news" Feeling secure outside my home	1	.1	.1	62.5

What other challenges did you or your family face during the COVID-19 pandemic?

	Frequency	Percent	Valid Percent	Cumulative Percent
boredom	1	.1	.1	62.5
both adults in household with jobs that were demanding during covid... lots of hours worked and little personal time and family time.	1	.1	.1	62.6
Both adults in our household had to work many extra hours to pivot to the new reality. Exhausting!	1	.1	.1	62.7
BS Lies	1	.1	.1	62.8
Businesses closing	1	.1	.1	62.9
cancer diagnosis and treatments fear of the unknown	1	.1	.1	63.0
Career and educational goals were derailed.	1	.1	.1	63.1
Changed our habits; no longer do the social things we did prior to the pandemic. Its hard to restart some of them so we are still home a lot.	1	.1	.1	63.2
Civility between people (groups) eroded	1	.1	.1	63.3
CLOSED BUSINESSES	1	.1	.1	63.4
Community networking	1	.1	.1	63.5
Conflicts of interest, some family members vaccinating, some not.	1	.1	.1	63.6
Connecting with social groups	1	.1	.1	63.7
Connection	2	.2	.2	63.9
Constant fear and changes in recommendations.	1	.1	.1	64.0
Could not keep home health Care lined up for elderly parent	1	.1	.1	64.1
COULDNT GET OUT OF ALASKA	1	.1	.1	64.2
Covid killed my mother. Inability to travel & be with friends. Society unraveling.	1	.1	.1	64.3
COVID NURSE HUNG UP ON US AND WE DIDNT HAVE A WAY TO CALL BACK. HEALTHCARE FACILITIES TREATED MY PREGNANCY LIKE COVID WHEN I WENT INTO LABOR	1	.1	.1	64.4
Dealing with MAGA people	1	.1	.1	64.5
Death	1	.1	.1	64.6
Decreased availability of community programming	1	.1	.1	64.7
depression	1	.1	.1	64.8

What other challenges did you or your family face during the COVID-19 pandemic?

	Frequency	Percent	Valid Percent	Cumulative Percent
Depression and lots of mental health issues	1	.1	.1	64.9
Differing local opinions about the seriousness of the pandemic, and how this affects decision making	1	.1	.1	65.0
Difficulty buying groceries. No strength.	1	.1	.1	65.1
disagreement re: mitigation	1	.1	.1	65.2
Disconnected from community affected mental health	1	.1	.1	65.3
Disconnection from community events.	1	.1	.1	65.4
Distance (Most Family Outside)	1	.1	.1	65.5
Division in health care and political community over masking and vaccinations	1	.1	.1	65.6
Divorce	1	.1	.1	65.7
Drank more w/ immediate neighbors	1	.1	.1	65.8
Due to lack of social connection, keeping emotionally and mentally steadiness was challenging.	1	.1	.1	65.9
During COVID-19, my family also faced the challenge of a shortage of supplies.	1	.1	.1	66.0
During COVID-19, our outdoor environment became very vulnerable, and the lack of medical supplies made it impossible for us to carry out our daily fitness activities outside.	1	.1	.1	66.1
During COVID-19, we can't go out in large areas, health campaigns are much less frequent, and supplies are scarce.	1	.1	.1	66.2
During COVID-19, we haven't been able to see older family members, and their health status and medication support have been challenged.	1	.1	.1	66.3
Economic benefits	1	.1	.1	66.4
Education struggles for my grandchildren because they didn't have electric or wifi	1	.1	.1	66.5
Elevated stress due to social pressure to discuss personal medical decisions.	1	.1	.1	66.6
emotional and mental stress/fatigue	1	.1	.1	66.7
Emotional stress and travel stress to see relatives further away.	1	.1	.1	66.8
Employment difficulties, no ability to travel	1	.1	.1	66.9

What other challenges did you or your family face during the COVID-19 pandemic?

	Frequency	Percent	Valid Percent	Cumulative Percent
even though student loans have been on hold for the COVID-19 pandemic, it has been stressful, as I know when the order is lifted, I will have to make huge payments. (Thank goodness I have been able to save a little during this time).	1	.1	.1	67.0
Everything is expensive	1	.1	.1	67.1
Everything was just more expensive and more isolating.	1	.1	.1	67.2
extreme stress, fatigue, lack of connections and support. isolation from family and friends	1	.1	.1	67.3
Family gathering	1	.1	.1	67.4
FAMILY GET TOGETHERS	1	.1	.1	67.5
Family stress/cabin fever	1	.1	.1	67.5
Fear of health issues arising with family members while access to health care was limited. Worries if they caught the virus as well!!! Older parents	1	.1	.1	67.6
Fear of losing my job if I was unvaccinated. We struggled w/kids doing e-learning while we worked outside of the home. Crappy internet issues, inability to be at home to help guide small children with school work. Our teen was trying to help younger siblings while trying himself to graduate.	1	.1	.1	67.7
Fear of neighbors/community who would not vaccinate and would not wear masks	1	.1	.1	67.8
fear of sickness	1	.1	.1	67.9
Fear, stress, worry, boredom, paranoid, loneliness	1	.1	.1	68.0
Feeling safe, Lack of solid information	1	.1	.1	68.1
Feelings of being isolated; not being able to visit family out of state	1	.1	.1	68.2
Finding childcare	1	.1	.1	68.3
Finding employees, getting exercise	1	.1	.1	68.4
finding work	1	.1	.1	68.5
Food delivery	1	.1	.1	68.6
General pandemic related grief, stress, and trauma to taxed mental and emotional health and interpersonal relationships.	1	.1	.1	68.7
Getting groceries and mail safely. Isolation from friends. No air travel.	1	.1	.1	68.8

What other challenges did you or your family face during the COVID-19 pandemic?

	Frequency	Percent	Valid Percent	Cumulative Percent
Got divorced . My partner had very different ideas than I did regarding appropriate behavior during a pandemic being a major stressor in our relationship.	1	.1	.1	68.9
Gout-gas lighting, stockholm syndrome suffering	1	.1	.1	69.0
GOVERNMENT TAKING CONTROL. HANG THEM	1	.1	.1	69.1
Harassment for being unvaccinated	1	.1	.1	69.2
HARRASSMENT FOR NOT FOLLOWING THE NARRITVE	1	.1	.1	69.3
Having to go to emergency room in extreme pain just to be told I'm a druggie	1	.1	.1	69.4
Having to take time off work with no pay if one was exposed to covid.	1	.1	.1	69.5
Healthcare	1	.1	.1	69.6
Higher depression, anxiety, panic, mania, fear, parnoia ,sleeplessness	1	.1	.1	69.7
Home bound	1	.1	.1	69.8
Home schooling my son in his senior year.	1	.1	.1	69.9
Homeschooling	1	.1	.1	70.0
Housing funds, grumpy	1	.1	.1	70.1
Husband in Cancer care	1	.1	.1	70.2
I feel like as a solo parent I lost all opportunities to work/ had minimal savings and those went fast I can't even begin to explain how insecure mine and my sons life has been, continues to be..I mean I can but it's be a whole conversation.	1	.1	.1	70.3

What other challenges did you or your family face during the COVID-19 pandemic?

	Frequency	Percent	Valid Percent	Cumulative Percent
I found it hard to book appointments, or get certain services entirely. Healthcare workers were spread thin, giving priority to critical patients, having sickness or loss in their own lives, or due to personal voluntary behaviors to avoid vaccinations/ infection. It has become difficult to decipher "fake news" from reliable information, and unclear where to access transparent sources of information that are easily understood. When mistakes are made, such as at the pharmacy or hospital, that put patients at risk, or affect their quality of life, it seems like the pandemic has been some what of an excuse. This is a reoccurring problem with no accountability. Electronic/ paper record keeping issues. Not receiving full records and receiving other patients records. Incorrect Medicaid billing. If Medicaid denies a claim according to their own internal policies and requirements, the referring physician can dispute the denial with a peer-to-peer review. The AMA says peer-to-peer review should be available at any point following an adverse PA determination. Since the pandemic, I've had to face so many denials, and the referring physician almost never does a peer-to-peer review. I am also nervous to go to appointments because I don't want to get sick.	1	.1	.1	70.4
i lost my family	1	.1	.1	70.5
I missed many family celebrations and holidays together	1	.1	.1	70.6
I PREFER NOT TO COMMENT	1	.1	.1	70.7
I think the biggest challenge was the changes in socialization in the community. I attend church on a weekly basis but did not physically attend because many were not wearing masks. I did church online, but it just wasn't the same. So, lack of connection with people had the biggest impact on my family during COVID.	1	.1	.1	70.8
I used alcohol more than before COVID	1	.1	.1	70.9
I was not able to travel to visit my family - international Mostly emotional stress - missing family	1	.1	.1	71.0

What other challenges did you or your family face during the COVID-19 pandemic?

	Frequency	Percent	Valid Percent	Cumulative Percent
Ignorance and apathy	1	.1	.1	71.1
Increased isolation, putting off medical and dental issues, added stress	1	.1	.1	71.2
Increased mental health challenges related to isolation, ongoing remote work, etc..	1	.1	.1	71.3
Initial fear, isolation	1	.1	.1	71.4
Interpersonal	1	.1	.1	71.5
Isolated from social networks	1	.1	.1	71.6
isolation	6	.6	.6	72.2
Isolation	11	1.1	1.1	73.2
ISOLATION	2	.2	.2	73.4
isolation and loneliness	1	.1	.1	73.5
Isolation and loneliness	1	.1	.1	73.6
Isolation and social interactions.	1	.1	.1	73.7
Isolation from family and friends, supply chain frustrations, difficulty accessing health care but HMC and SPH did their best!	1	.1	.1	73.8
isolation induced loneliness	1	.1	.1	73.9
Isolation was difficult	1	.1	.1	74.0
ISOLATION-MISSED INTERACTING WITH OTHERS	1	.1	.1	74.1
Isolation-tough shopping	1	.1	.1	74.2
Isolation, fear of social interaction	1	.1	.1	74.3
isolation, lack of accurate info	1	.1	.1	74.4
Isolation, lack of community	1	.1	.1	74.5
isolation, lack of interpersonal relationships, education barriers with schools doing more online vs in person.	1	.1	.1	74.6
Isolation, living/working apart for jobs and college	1	.1	.1	74.7
isolation, made to feel I do not belong in Homer by people who have lived here longer. First question I am asked is " how long have you lived here".	1	.1	.1	74.8
isolation, not seeing our family	1	.1	.1	74.9
Isolation, terrible work/life balance, high costs of living	1	.1	.1	75.0
isolation. loneliness.	1	.1	.1	75.1
Isolation...lack of contact with others.	1	.1	.1	75.2
Isolation/lifestyle changes	1	.1	.1	75.3

What other challenges did you or your family face during the COVID-19 pandemic?

	Frequency	Percent	Valid Percent	Cumulative Percent
it deeply disturbed me that a health matter became a political weapon and source of divisiveness.	1	.1	.1	75.4
It delayed our dental care so we are scrambling to get work done for our daughter now before she loses our dental coverage	1	.1	.1	75.5
It was awkward we didn't unite on how to reduce transmission. Facemasks when they did become readily available became political. I felt it unfair that people not working in my income bracket were making more than I was with unemployment compensation.	1	.1	.1	75.6
It was difficult being able to physically get to see my family who live outside	1	.1	.1	75.7
Job Challenges	1	.1	.1	75.8
Job security	1	.1	.1	75.9
Job stress definitely had an impact on our household.	1	.1	.1	76.0
Just a disconnect from people	1	.1	.1	76.1
just being able to socialize	1	.1	.1	76.2
Just stinking lonely	1	.1	.1	76.3
Just the ability to travel	1	.1	.1	76.4
just the things we wanted to do closed down	1	.1	.1	76.5
Keeping up with all the guidelines and booster shots.	1	.1	.1	76.6
Lack of connection, had just moved to Homer and then had to quarantine so didn't get to meet people.	1	.1	.1	76.7
Lack of food on the store shelves	1	.1	.1	76.8
LACK OF REAL SOCIALIZATION DUE TO SHUTDOWNS.	1	.1	.1	76.9
Lack of social connection	1	.1	.1	77.0
lack of social contact; obtaining factual information	1	.1	.1	77.1
Lack of social interactions	2	.2	.2	77.3
Lack of social opportunities, community events	1	.1	.1	77.4
Lack of social visits w/ friends	1	.1	.1	77.5
LACK OF SPACE AND PRIVACY	1	.1	.1	77.5

What other challenges did you or your family face during the COVID-19 pandemic?

	Frequency	Percent	Valid Percent	Cumulative Percent
Lack of support due to not seeing family and friends, temporary feeling of loss of community	1	.1	.1	77.6
lay off and no unemployment options	1	.1	.1	77.7
Limited activities	1	.1	.1	77.8
Living in fear and not as much social interactions	1	.1	.1	77.9
Living in Seldovia, access to competent, judgement-free medical care was nearly impossible. SVT, on the whole, does not believe that COVID is a real and dangerous illness, and so did not offer services that would have helped many in our community. Testing at the height of the pandemic was limited to patients; plus, you had to make an appointment to be seen by a provider to get a test. Appointments cost money. And people were being charged for both appointments and tests. Accessing tests outside of Seldovia was cost-prohibitive for most Seldovians-not to mention a public health risk when considering spreading illness. Lastly, because of the small population here, COVID data was suppressed, making it difficult to make informed choices regarding risk. COVID data stopped being reported altogether about a year ago.	1	.1	.1	78.0
LOCKED UP COULDN'T LIVE. WAS BASICALLY UNDER HOUSE ARREST	1	.1	.1	78.1
Loneliness	2	.2	.2	78.3
Loneliness, not enough casual staff to cover. Political differences difficult to fathom, but definitely problematic for many.	1	.1	.1	78.4
Long Covid	1	.1	.1	78.5
Longer hours at work. Child home schooling	1	.1	.1	78.6
loss of business and ultimately selling our home/business to pay bills	1	.1	.1	78.7
Loss of community gatherings	1	.1	.1	78.8
Loss of work	1	.1	.1	78.9
LOSS OF WORK/INCOME, LESS ACCESS TO SUPPORT SYSTEMS	1	.1	.1	79.0

What other challenges did you or your family face during the COVID-19 pandemic?

	Frequency	Percent	Valid Percent	Cumulative Percent
Lost a loved one to Covid, which caused emotional challenges.	1	.1	.1	79.1
Mainly isolation	1	.1	.1	79.2
Maintaining friendships	1	.1	.1	79.3
Managing physical and mental health during the pandemic due to being separated from loved ones	1	.1	.1	79.4
Managing stressful pandemic related jobs and differing opinions on COVID pandemic between family members.	1	.1	.1	79.5
Mandates seemed excessive, especially when we weren't permitted to visit a loved one living in Friendship Terrace. Also the travesty of not being with her when she died there alone.	1	.1	.1	79.6
Many would like to move on. My life, my choice, masks have disabled some thinking on some peoples parts	1	.1	.1	79.7
Mask mandates left to employees to enforce	1	.1	.1	79.8
medical	1	.1	.1	79.9
Medical expenses. Job using all saved PTO, so now can not visit home.	1	.1	.1	80.0
Medical was the only challenge. I almost died because of lack of mental health care. I was prescribed drugs that said could be monitored any day, but they lied.	1	.1	.1	80.1
Mental & emotional stress, separation from extended family	1	.1	.1	80.2
Mental and emotional trauma. Experienced great fear and uncertainty. Lack of connection or stimulation. Lack of exercise and vitamin D and fresh air. Spiritual connection suffered	1	.1	.1	80.3
mental burn-out	1	.1	.1	80.4
Mental health	2	.2	.2	80.6
Mental health challenges	1	.1	.1	80.7
Mental health challenges largely stemming from science deniers worsening an already difficult public health situation through their unwillingness to take even basic prevention measures in order to reduce the morbidity and mortality experienced by our community.	1	.1	.1	80.8

What other challenges did you or your family face during the COVID-19 pandemic?

	Frequency	Percent	Valid Percent	Cumulative Percent
Mental health due to Quarantine	1	.1	.1	80.9
mental health for the kids and family.	1	.1	.1	81.0
Mental health issues	1	.1	.1	81.1
Mental health issues associated with isolation and managing risk	1	.1	.1	81.2
Mental health issues with my children and family stress mask vs no masks	1	.1	.1	81.3
mental health obstacles	1	.1	.1	81.4
mental health support	1	.1	.1	81.5
mental stress	1	.1	.1	81.6
Mental wellness	1	.1	.1	81.7
Mental wellness challenges	1	.1	.1	81.8
mentally, stress, and fatigue,	1	.1	.1	81.9
Minor increased stress from making sure my family was taking all the precautions that we could, and not getting sick at work	1	.1	.1	82.0
Missed contact with friends	1	.1	.1	82.1
missing volunteer opportunities at the senior center	1	.1	.1	82.2
money	1	.1	.1	82.3
Money	1	.1	.1	82.4
money issues, bills etc	1	.1	.1	82.5
MONEY, JOB, FOOD SHOPPING	1	.1	.1	82.5
Mood disorders Increased stress Physical health issues	1	.1	.1	82.6
MORE HOME TIME	1	.1	.1	82.7
Mostly Financial which impacted emotional	1	.1	.1	82.8
mother with alzheimers had to transition to friendship terrace just before covid, there were often severe staffing shortages and the care was poor during these months, we visited often and made suggestions, but we worried about elders there that didn't have family advocates	1	.1	.1	82.9
Moving across state in the winter. Dealing with grief and loss, and financial burdens. Laid off of work and social isolation.	1	.1	.1	83.0
MOVING UP TO ALASKA FROM WASHINGTON	1	.1	.1	83.1

What other challenges did you or your family face during the COVID-19 pandemic?

	Frequency	Percent	Valid Percent	Cumulative Percent
My biggest concern is racism. Education is everything	1	.1	.1	83.2
My children did not enjoy homeschool or remote learning. They definitely missed in person interaction and learning	1	.1	.1	83.3
My husband had treatment for and died of cancer	1	.1	.1	83.4
n/a	2	.2	.2	83.6
N/a	1	.1	.1	83.7
N/A	8	.8	.8	84.5
NA	1	.1	.1	84.6
Navigating uncertainty. Feeling stuck in a relationship that wasn't working because change felt too scary.	1	.1	.1	84.7
No	1	.1	.1	84.8
no money, no help trying to stay warm, pay bills, keep shoveled out	1	.1	.1	84.9
none	2	.2	.2	85.1
None	7	.7	.7	85.8
NONE	1	.1	.1	85.9
none-thankful	1	.1	.1	86.0
None, really. However, local small businesses did + changed their hours + lost spirit + that affects the whole community. A Big deal.	1	.1	.1	86.1
Not being able to see grandbabies birth	1	.1	.1	86.2
Not being able to socialize led to an increase in the level of dementia in my partner	1	.1	.1	86.3
not being allowed in places that force masks	1	.1	.1	86.4
not enough human interaction	1	.1	.1	86.5
Not having community activities to go to	1	.1	.1	86.6
Not seeing family.	1	.1	.1	86.7
Nothing is the same anymore	1	.1	.1	86.8
NOTHING, I THRIVED BECAUSE OF PEOPLES STUPIDITY	1	.1	.1	86.9
Nothing, it was the silly brain dead nazi followers that tried to press their phobias. Shame on you all.	1	.1	.1	87.0
Obtaining goods and services due to businesses being closed	1	.1	.1	87.1

What other challenges did you or your family face during the COVID-19 pandemic?

	Frequency	Percent	Valid Percent	Cumulative Percent
Other than myself, my household partner at the time suffered from total loss of employment, severe mental health decline, inability to repay debt, inability to afford typical bills/rent, and increased self-destructive behavior due to addiction	1	.1	.1	87.2
Our mental health and motivation that my children faced at highschool and college level. Fear and anxiety and anger amongst toward everyone due to the unknown forced on us.	1	.1	.1	87.3
OVER TESTING AND CONTRACT TRACING WHEN THE KIDS WENT BACK TO SCHOOL. RELENTLESS PRESSURE TO VACCINATE	1	.1	.1	87.4
Paper survey: Community seems deeply divided politically- with Progressives insisting that only they know the political truths. This clearly demonstrates an ego that rests its' conclusions on propaganda and msm's total unwillingness to research BOTH sides of current "?" (could not read what last word is)	1	.1	.1	87.5
Paper survey: question skipped	10	1.0	1.0	88.4
Paper survey: Question skipped	25	2.5	2.5	90.9
Paper Survey: Question skipped	1	.1	.1	91.0
Paying bill	1	.1	.1	91.1
People not taking precautions not wearing masks in stores	1	.1	.1	91.2
people using the pandemic to get away with unethical and illegal behavior	1	.1	.1	91.3
Perceived isolation, especially because we moved to the area just before the pandemic. It was hard to meet people and I just now feel like I'm starting to find community here.	1	.1	.1	91.4
Political discrimination	1	.1	.1	91.5
Politically motivated violence	1	.1	.1	91.6
POWER DISCONNECT	1	.1	.1	91.7
Problem: some local businesses were discriminatory over mask mandates.	1	.1	.1	91.8
Pushback from anti-vax and anti- mask people	1	.1	.1	91.9
quality education for kids	1	.1	.1	92.0

What other challenges did you or your family face during the COVID-19 pandemic?

	Frequency	Percent	Valid Percent	Cumulative Percent
reduced overall sense of wellbeing, geopolitically caused anxiety	1	.1	.1	92.1
Restaurants were closed	1	.1	.1	92.2
Rising prices since the COVID-19 pandemic have increased the cost of living and the cost of health care.	2	.2	.2	92.4
Rising prices since the COVID-19 pandemic have increased the cost of living.	1	.1	.1	92.5
Safety at home	1	.1	.1	92.5
School was tough. My kids didn't like remote schooling.	1	.1	.1	92.6
Schooling at home, lots of connection with broader community.	1	.1	.1	92.7
sda	1	.1	.1	92.8
See above commentz	1	.1	.1	92.9
Seeing my friends and favorite businesses struggle due to shutdowns of "non-essential" business and remote learning (i. e. no learning)	1	.1	.1	93.0
shingles	1	.1	.1	93.1
Shunning. Exclusion.	1	.1	.1	93.2
Since the COVID-19 pandemic, prices have risen, the cost of living has increased, and the pressure is great.	1	.1	.1	93.3
social challenges- isolation, schooling at home was hard, income	1	.1	.1	93.4
social distancing and lack of social events for kids family and elderly	1	.1	.1	93.5
social events to enjoy fun with family and friends	1	.1	.1	93.6
Social interactions for my children, lack of connection to school	1	.1	.1	93.7
Social isolation	1	.1	.1	93.8
social isolation, restaurants closed	1	.1	.1	93.9
social isolation; excessive screen time	1	.1	.1	94.0
Social isolation/lack of emotional connection to the community.	1	.1	.1	94.1
Social networking	1	.1	.1	94.2
Socializing	1	.1	.1	94.3

What other challenges did you or your family face during the COVID-19 pandemic?

	Frequency	Percent	Valid Percent	Cumulative Percent
SOME CHALLENGES MY FAMILY HAD WAS BEING FORCED TO ISOLATE FROM LOVED ONES. FAMILY COULDNT BE WITH THEIR LOVED ONE WHEN IN THE HOSPITAL.	1	.1	.1	94.4
some isolation, lack of mental health support for family/teenager	1	.1	.1	94.5
Some people's fear was so great that they couldn't function rationally, causing more than physical distancing between community members.	1	.1	.1	94.6
Sorrow	1	.1	.1	94.7
SPH, HMC, and SVT were fantastic in all ways through the whole pandemic!	1	.1	.1	94.8
Stigma	1	.1	.1	94.9
Strained mental health, loads of stress	1	.1	.1	95.0
Stress	1	.1	.1	95.1
stress of it all	1	.1	.1	95.2
Stress, fatigue, breathing difficulties and physical challenges from long hours in PPE	1	.1	.1	95.3
Stress, in general and from varying social expectations	1	.1	.1	95.4
Stupid people	1	.1	.1	95.5
Suffocating in a mask scientists proved doesn't work	1	.1	.1	95.6
Summer and winter Childcare for the younger adults that have school kids was a problem for my extended family where both parents work.	1	.1	.1	95.7
Surgeries and other medical procedures being postponed due to the early pandemic. Severe strain on household mental health.	1	.1	.1	95.8
SURVIVNG ON A SINGLE INCOME, SCHOOL CLOSURES, HAVING TO STAY HOME TO TEACH, CHILDCARE, EXPENSES ADDING UP RESULTING IN CREDIT CARD DEBT.	1	.1	.1	95.9
the assurance others were practicing and follow health mandates and taking precautions to keep themselves and others safe	1	.1	.1	96.0

What other challenges did you or your family face during the COVID-19 pandemic?

	Frequency	Percent	Valid Percent	Cumulative Percent
The challenges of education and learning, as well as the help needed by families with special disabilities	1	.1	.1	96.1
The contentiousness of attitudes regarding masking in particular.	1	.1	.1	96.2
The inconvenience of wearing facemasks	1	.1	.1	96.3
The isolation of not being with family and friends.	1	.1	.1	96.4
The lack of social life like everyone else.	1	.1	.1	96.5
The lack of willingness/need to return to work for local business	1	.1	.1	96.6
The mental health impacts of prolonged isolation.	1	.1	.1	96.7
The pandemic has upended the lives of families across the country. Parents and caregivers are working to protect their own health and well-being and that of their children. Many are doing so to juggle new or different job responsibilities, while millions of others are struggling to meet the large financial needs of their families after being laid off or having their hours reduced. For parents of school-age children, whether or how often their children can attend school is complicated.	1	.1	.1	96.8
There are so many challenges that we face during the pandemic, income issues, unemployment issues, children learning issues	1	.1	.1	96.9
There will be a bit of pressure on families' living expenses and sources during the COVID-19 period	1	.1	.1	97.0
This destroyed the social connection between people and communities in our country	1	.1	.1	97.1

What other challenges did you or your family face during the COVID-19 pandemic?

	Frequency	Percent	Valid Percent	Cumulative Percent
Time wasted on closures, jobs down the tubes, grocery shelves empty, people binge shopping, inaccurate information on COVID, the vaccine's being used to push a agenda of fear and unhealthy use of masks that obviously don't work, health issues because of wearing masks, the unnecessary push of vaccines for children and the treatment of people who became covid positive and if not vaccinated, treated like a sub-human, keeping their families from seeing them before they died. All because of a global agenda to make our health dictated by foreigners, making us one big global family and losing the freedom to decide for themselves what is good, or not, for their bodies. People being fired if they don't want the vaccine. That's just the beginning. Drug companies making tons of money on this and hospitals receiving \$\$\$ from the government to push the drug company's "new" drug and-pharmacies refusing to fill prescriptions of Ivermectin. To al the people who died or received those vaccines having adverse life changing effects on their bodies, I pray God provides some solace in knowing that this will be brought to the attention of someone or somebody far more powerful than the everyday, ordinary citizen.	1	.1	.1	97.2
Too many businesses were shut down, and/or making requirements of public	1	.1	.1	97.3
Took on too many side gigs.	1	.1	.1	97.4
trapped in lower 48 with Covid	1	.1	.1	97.5
TRAVEL THROUGH CANADA, MILITARY MOVING	1	.1	.1	97.5
Traveling due to other countries being Covid-scared towards "unvaxxed".	1	.1	.1	97.6
unable to grieve losses with others who share the losses	1	.1	.1	97.7
Unable to travel.	1	.1	.1	97.8
Uncertainty	1	.1	.1	97.9
uncertainty regarding the force of vaccination from employer	1	.1	.1	98.0

What other challenges did you or your family face during the COVID-19 pandemic?

	Frequency	Percent	Valid Percent	Cumulative Percent
Uncertainty with the unknowns of the pandemic.	1	.1	.1	98.1
Unforgivable violation of Nuremberg Code requiring accountability	1	.1	.1	98.2
Unnecessary closures, restrictions, travel restrictions, lack of treatment options, masks	1	.1	.1	98.3
Unprocessed trauma from isolation. A partner that was deemed "essential" so worked 10+ hours a day, 6 days a week resulting in 100% of caregiving, domestic labor and homeschooling fell on my shoulders. Exhausting.	1	.1	.1	98.4
visiting friends and family; limited travel	1	.1	.1	98.5
Watching my fellow man succumb to fear and misinformation. So sad.	1	.1	.1	98.6
We all coped very well	1	.1	.1	98.7
We deeply missed going to church and connecting with the community face-to-face	1	.1	.1	98.8
We don't have enough supplies for COVID-19, and we have a very high infection rate outdoors.	1	.1	.1	98.9
We have young children and during the height of the pandemic, we were pretty conservative about isolating so I think our children suffered a bit from not being around their peers enough.	1	.1	.1	99.0
We lost a lot of money from our tourist business bc people weren't traveling	1	.1	.1	99.1
We were very lucky to be able to transition.	1	.1	.1	99.2
We will face the challenge of economic hardship	1	.1	.1	99.3
Wearing a mask was challenging for me.	1	.1	.1	99.4
weight gain	1	.1	.1	99.5
Weirdly, COVID-19 was a much-needed reset for my family. Remote school was a major challenge with work, but we found a way to do it (at a significant monthly cost for the instructor we hired for education and childcare -pre school and elementary aged kids). Other than that, it was good to refocus our energy and SLOW DOWN.	1	.1	.1	99.6

What other challenges did you or your family face during the COVID-19 pandemic?

	Frequency	Percent	Valid Percent	Cumulative Percent
Went to the hospital and was discharged, without being made well. Following week was medivac to Anchorage for a three week stay at Providence, where they did help me.	1	.1	.1	99.7
WIFE NEEDED TO QUIT HER JOB, I HAVE BREATHING ISSUES AND AM LIVING LESS THAN 100\$ A MONTH	1	.1	.1	99.8
Work was challenging. I work in a public setting and delt with a lot of abuse from assjole customers about masks	1	.1	.1	99.9
Zoom school	1	.1	.1	100.0
Total	1020	100.0	100.0	

Did you test positive for COVID-19 at any time during the pandemic?

		Frequency	Percent	Valid Percent	Cumulative Percent
Valid	Yes	469	46.0	49.9	49.9
	No	352	34.5	37.4	87.3
	I prefer not to answer	119	11.7	12.7	100.0
	Total	940	92.2	100.0	
Missing	System	80	7.8		
Total		1020	100.0		

Did someone in your household test positive for COVID-19?

		Frequency	Percent	Valid Percent	Cumulative Percent
Valid	Yes	480	47.1	51.1	51.1
	No	336	32.9	35.7	86.8
	I prefer not to answer	124	12.2	13.2	100.0
	Total	940	92.2	100.0	
Missing	System	80	7.8		
Total		1020	100.0		

Did you or someone in your household seek treatment for COVID-19?

		Frequency	Percent	Valid Percent	Cumulative Percent
Valid	Yes	279	27.4	29.7	29.7
	No	537	52.6	57.1	86.8
	I prefer not to answer	124	12.2	13.2	100.0
	Total	940	92.2	100.0	
Missing	System	80	7.8		
Total		1020	100.0		

Are you or a loved one suffering from lingering health problems related to COVID-19?

		Frequency	Percent	Valid Percent	Cumulative Percent
Valid	Yes	172	16.9	18.3	18.3
	No	633	62.1	67.3	85.6
	I prefer not to answer	135	13.2	14.4	100.0
	Total	940	92.2	100.0	
Missing	System	80	7.8		
Total		1020	100.0		

Did you experience unexpected loss of a loved one due to COVID-19?

		Frequency	Percent	Valid Percent	Cumulative Percent
Valid	Yes	148	14.5	15.7	15.7
	No	661	64.8	70.3	86.1
	I prefer not to answer	131	12.8	13.9	100.0
	Total	940	92.2	100.0	
Missing	System	80	7.8		
Total		1020	100.0		

Did you have any trouble managing any health needs during the COVID-19 pandemic?

		Frequency	Percent	Valid Percent	Cumulative Percent
Valid	Yes (please explain below)	193	18.9	20.5	20.5
	No	566	55.5	60.2	80.7
	I prefer not to answer	181	17.7	19.3	100.0
	Total	940	92.2	100.0	
Missing	System	80	7.8		
Total		1020	100.0		

If yes, please explain:

		Frequency	Percent	Valid Percent
Valid		834	81.8	81.8
	Going in for annual medical /dental and feeling safe from C-19	1	.1	.1
	It was difficult to get appointments and with health issues reluctant to go into facilities where we might contract Covid	1	.1	.1
	"Elective" surgeries postponed affected health. COVID positive also delays procedures.	1	.1	.1
	access to mental health services for teens	1	.1	.1
	ACCESS TO NEEDED PROCEDURES AND GENERAL EXERCISE	1	.1	.1
	access to therapy harder	1	.1	.1
	answered in previous question. Concern about getting diagnostic tests due to the rate of unvaccinated employees at SPH. Delayed in tests which resulted in issues not being identified in timely manner and has effected overall health plan	1	.1	.1
	Anxiety and no insurance.	1	.1	.1
	As a health care professional, we struggled mentally and emotionally. We worked short staffed and we worked HARD.	1	.1	.1
	Basic hygiene needs due to transportation and funds	1	.1	.1
	Because Covid was so new. I personally had trouble finding care related to my Long Covid Syndrome. No one in Alaska had the education. I left the state for care	1	.1	.1
	Because I tested positive for Covid-19, I couldn't properly isolate my wife and children, so they were also infected.	1	.1	.1
	Because of COVID-19, we don't have enough support for our medicines.	1	.1	.1
	being alone after surgery and not understanding what I was told d/t anesthesia	1	.1	.1

If yes, please explain:

	Cumulative Percent
Valid	81.8
Going in for annual medical /dental and feeling safe from C-19	81.9
It was difficult to get appointments and with health issues reluctant to go into facilities where we might contract Covid	82.0
"Elective" surgeries postponed affected health. COVID positive also delays procedures.	82.1
access to mental health services for teens	82.2
ACCESS TO NEEDED PROCEDURES AND GENERAL EXERCISE	82.3
access to therapy harder	82.4
answered in previous question. Concern about getting diagnostic tests due to the rate of unvaccinated employees at SPH. Delayed in tests which resulted in issues not being identified in timely manner and has effected overall health plan	82.5
Anxiety and no insurance.	82.5
As a health care professional, we struggled mentally and emotionally. We worked short staffed and we worked HARD.	82.6
Basic hygiene needs due to transportation and funds	82.7
Because Covid was so new. I personally had trouble finding care related to my Long Covid Syndrome. No one in Alaska had the education. I left the state for care	82.8
Because I tested positive for Covid-19, I couldn't properly isolate my wife and children, so they were also infected.	82.9
Because of COVID-19, we don't have enough support for our medicines.	83.0
being alone after surgery and not understanding what I was told d/t anesthesia	83.1

If yes, please explain:

	Frequency	Percent	Valid Percent
can't get to doctor's, no money, truck needed work and no money for gas	1	.1	.1
Cancer treatment	1	.1	.1
cancer treatments and travel	1	.1	.1
chronic pain	1	.1	.1
Couldn't see doctors to renew medications or get basic health care	1	.1	.1
Couldn't get into health facilities in timely manner	1	.1	.1
Couldn't get medical appointments on a timely basis.	1	.1	.1
delayed health screenings such as colonoscopy	1	.1	.1
Delayed preventative services. Negative medical outcomes for non-covid related hospitalization associated with healthcare providers and facilities too full with covid patients.	1	.1	.1
DELAYS IN TWO SEPARATE SURGERIES DUE TO SCHEDULING PROBLEMS OR PROBLEMS GETTING PRIOR AUTHORIZATION DUE TO LIMITED STAFF	1	.1	.1
Dental	1	.1	.1
Dental care	1	.1	.1
Dental care paused during pandemic. Just started going again and will need dental caries repaired.	1	.1	.1
dental care put off to lower exposure, less likely to go see the doctor for concerns	1	.1	.1
Dental work. Our daughter is almost 21 and it delayed work she needed that takes up to a year to do (implants). Now we are scrambling to get them completed before she doesn't have coverage anymore	1	.1	.1
Depending on the situation	1	.1	.1
Depression, anxiety, add all got severely worse; transitioning to remote telehealth was difficult	1	.1	.1
Did not do regular wellness checkups, dental, or eye care	1	.1	.1
DIDNT WANT TO BE IN HOSPITAL AND CLINIC	1	.1	.1
Difficult to schedule medical & dental appointments	1	.1	.1
difficult to seek medical care for non covid-19 health concerns	1	.1	.1
difficulty access resource and healthcare	1	.1	.1
Difficulty receiving adequate support during first pregnancy (especially mental health/emotional support)	1	.1	.1
Doctor appointments took a long time (scheduling), however they still do. Generally, when you go to make an appointment, they tell you it will be about a month to a month and a half from now.	1	.1	.1

If yes, please explain:

	Cumulative Percent
can't get to doctor's, no money, truck needed work and no money for gas	83.2
Cancer treatment	83.3
cancer treatments and travel	83.4
chronic pain	83.5
Couldn't see doctors to renew medications or get basic health care	83.6
Couldn't get into health facilities in timely manner	83.7
Couldn't get medical appointments on a timely basis.	83.8
delayed health screenings such as colonoscopy	83.9
Delayed preventative services. Negative medical outcomes for non-covid related hospitalization associated with healthcare providers and facilities too full with covid patients.	84.0
DELAYS IN TWO SEPARATE SURGERIES DUE TO SCHEDULING PROBLEMS OR PROBLEMS GETTING PRIOR AUTHORIZATION DUE TO LIMITED STAFF	84.1
Dental	84.2
Dental care	84.3
Dental care paused during pandemic. Just started going again and will need dental caries repaired.	84.4
dental care put off to lower exposure, less likely to go see the doctor for concerns	84.5
Dental work. Our daughter is almost 21 and it delayed work she needed that takes up to a year to do (implants). Now we are scrambling to get them completed before she doesn't have coverage anymore	84.6
Depending on the situation	84.7
Depression, anxiety, add all got severely worse; transitioning to remote telehealth was difficult	84.8
Did not do regular wellness checkups, dental, or eye care	84.9
DIDNT WANT TO BE IN HOSPITAL AND CLINIC	85.0
Difficult to schedule medical & dental appointments	85.1
difficult to seek medical care for non covid-19 health concerns	85.2
difficulty access resource and healthcare	85.3
Difficulty receiving adequate support during first pregnancy (especially mental health/emotional support)	85.4
Doctor appointments took a long time (scheduling), however they still do. Generally, when you go to make an appointment, they tell you it will be about a month to a month and a half from now.	85.5

If yes, please explain:

	Frequency	Percent	Valid Percent
Dr appointments seem to need to be scheduled a month or more out from the need.	1	.1	.1
drugs that actually help you get well were not available---nor was alternative healthcare.	1	.1	.1
Due to economic reasons	1	.1	.1
Due to lack of available beds, our family treatment was delayed. Due to a different check in system, we had more complications to deal with because of a delay having to check-in and wait in the car.	1	.1	.1
During COVID-19, when my whole family was infected, we were supported with medication, but it was not enough because we were not adequately equipped.	1	.1	.1
Early proactive prevention and treatment for Covid was denied. Too much fear and not enough clear minded practical care.	1	.1	.1
Even though we don't have COVID-19, we still worry about whether we have enough drugs to protect us from it.	1	.1	.1
Every time I tried to get medicine there was none available.	1	.1	.1
Everything listed above	1	.1	.1
Exercise a lot outdoors	1	.1	.1
family member mental health needs	1	.1	.1
Fatigue	1	.1	.1
Fearful of going to health care setting	1	.1	.1
Financial	1	.1	.1
Getting a pulse oximeter in mail self monitoring	1	.1	.1
Getting appointments at the start of the pandemic was difficult unless it was an emergency	1	.1	.1
Had 2 unplanned surgeries and follow up appointments and care were challenging	1	.1	.1
had long covid	1	.1	.1
Had my knee replaced in Anchorage Jan. 8, 2020 Covid made it hard to travel to Anchorage for follow ups.	1	.1	.1
Had to find online/teledoc format to locate a physician who would prescribe HCQ and Ivermectin. Local physicians were banned from prescribing medicines that were proven to work. Once we got the prescription, the pharmacy had issues filling them as the govt commandeered to distribution or stopping distribution of life saving medicine. Adding to that was the outrageous cost.	1	.1	.1
Had to wait for care, couldn't be seen for services.	1	.1	.1
had trouble getting dr appointment	1	.1	.1
hard to access some care	1	.1	.1

If yes, please explain:

	Cumulative Percent
Dr appointments seem to need to be scheduled a month or more out from the need.	85.6
drugs that actually help you get well were not available---nor was alternative healthcare.	85.7
Due to economic reasons	85.8
Due to lack of available beds, our family treatment was delayed. Due to a different check in system, we had more complications to deal with because of a delay having to check-in and wait in the car.	85.9
During COVID-19, when my whole family was infected, we were supported with medication, but it was not enough because we were not adequately equipped.	86.0
Early proactive prevention and treatment for Covid was denied. Too much fear and not enough clear minded practical care.	86.1
Even though we don't have COVID-19, we still worry about whether we have enough drugs to protect us from it.	86.2
Every time I tried to get medicine there was none available.	86.3
Everything listed above	86.4
Exercise a lot outdoors	86.5
family member mental health needs	86.6
Fatigue	86.7
Fearful of going to health care setting	86.8
Financial	86.9
Getting a pulse oximeter in mail self monitoring	87.0
Getting appointments at the start of the pandemic was difficult unless it was an emergency	87.1
Had 2 unplanned surgeries and follow up appointments and care were challenging	87.2
had long covid	87.3
Had my knee replaced in Anchorage Jan. 8, 2020 Covid made it hard to travel to Anchorage for follow ups.	87.4
Had to find online/teledoc format to locate a physician who would prescribe HCQ and Ivermectin. Local physicians were banned from prescribing medicines that were proven to work. Once we got the prescription, the pharmacy had issues filling them as the govt commandeered to distribution or stopping distribution of life saving medicine. Adding to that was the outrageous cost.	87.5
Had to wait for care, couldn't be seen for services.	87.5
had trouble getting dr appointment	87.6
hard to access some care	87.7

If yes, please explain:

	Frequency	Percent	Valid Percent
Hard to get into places	1	.1	.1
Hate that our hospital boosted about making millions from Covid-19 shows what their main abjection was.	1	.1	.1
HAVE COPD CAN'T BREATHE WITH AMASK AND I COULD NOT GO PLACES	1	.1	.1
Haven't been to the dentist or gyno	1	.1	.1
Health care workers have been so busy since the COVID-19 pandemic that many community health care services have fallen behind.	1	.1	.1
Hearing difficulty with Zoom and teleconference calls	1	.1	.1
Hesitant to do anything unnecessary	1	.1	.1
High hospital census as a consequence causing delays in treatment.	1	.1	.1
Horrible medical care from a hospital that did not know me personally, infection went into my brain causing me to act suspicious, was then treated as a problem patient and was discharged without fixing the problem. Had I been allowed visitors my husband could have explained that something was very wrong because I'm usually not a weird oh.	1	.1	.1
Hospitals were stressed, nurses were stressed, it was an unfortunate time for health care.	1	.1	.1
Husband in cancer treatment	1	.1	.1
I covered for fellow employees that didn't vaccinate, then got sick and either died or lost a family member. Shifting responsibility at work to me, because I was well.	1	.1	.1
I did not seek medical care because of the overwhelmed medical system.	1	.1	.1
I don't have enough protective and disinfecting supplies.	1	.1	.1
I had a surgery that left me vulnerable and i ended up getting a covid a second time	1	.1	.1
I had major surgery and was alone due to restrictions	1	.1	.1
I HAVE A CONTINUING COUGH USING OTC DRUGS	1	.1	.1
I have had problems with chest pressure and shortness of breath since I got my Covid vaccines. Doctors chalk it up to being Costochondritis but I've never had that before getting vaccinated. The vaccine was required for me to keep my job.	1	.1	.1
I have loved ones who were vaccine injured and one friend who died from the vaccine	1	.1	.1
I still haven't made time to get a dental cleaning. I just put off preventative care because it was even more inconvenient than usual.	1	.1	.1

If yes, please explain:

	Cumulative Percent
Hard to get into places	87.8
Hate that our hospital boosted about making millions from Covid-19 shows what their main abjection was.	87.9
HAVE COPD CAN'T BREATHE WITH AMASK AND I COULD NOT GO PLACES	88.0
Haven't been to the dentist or gyno	88.1
Health care workers have been so busy since the COVID-19 pandemic that many community health care services have fallen behind.	88.2
Hearing difficulty with Zoom and teleconference calls	88.3
Hesitant to do anything unnecessary	88.4
High hospital census as a consequence causing delays in treatment.	88.5
Horrible medical care from a hospital that did not know me personally, infection went into my brain causing me to act suspicious, was then treated as a problem patient and was discharged without fixing the problem. Had I been allowed visitors my husband could have explained that something was very wrong because I'm usually not a weird oh.	88.6
Hospitals were stressed, nurses were stressed, it was an unfortunate time for health care.	88.7
Husband in cancer treatment	88.8
I covered for fellow employees that didn't vaccinate, then got sick and either died or lost a family member. Shifting responsibility at work to me, because I was well.	88.9
I did not seek medical care because of the overwhelmed medical system.	89.0
I don't have enough protective and disinfecting supplies.	89.1
I had a surgery that left me vulnerable and i ended up getting a covid a second time	89.2
I had major surgery and was alone due to restrictions	89.3
I HAVE A CONTINUING COUGH USING OTC DRUGS	89.4
I have had problems with chest pressure and shortness of breath since I got my Covid vaccines. Doctors chalk it up to being Costochondritis but I've never had that before getting vaccinated. The vaccine was required for me to keep my job.	89.5
I have loved ones who were vaccine injured and one friend who died from the vaccine	89.6
I still haven't made time to get a dental cleaning. I just put off preventative care because it was even more inconvenient than usual.	89.7

If yes, please explain:

	Frequency	Percent	Valid Percent
I strongly believe I had a sinus infection, and would not be treated to antibiotics for it because of having COVID	1	.1	.1
I suffered an injury just prior to the pandemic, and my physical therapy was cut short because of it.	1	.1	.1
I was able to have telemed appointments with several health care providers, but I avoided completing some medical tests which were ordered, because I didn't want to expose myself to possible Covid infection at the hospital or clinics.	1	.1	.1
I was denied covid treatment	1	.1	.1
I was having gynecological issues which caused me to become severely anemic; I needed surgery to resolve it but I had to wait due to lack of availability for "non-emergent" procedures	1	.1	.1
I was very ill, living by myself. Was told to go to ED multiples times by health care professionals but was afraid of the cost.	1	.1	.1
I was walking every day!	1	.1	.1
IT BECAME DIFFICULT TO SCEDULE REGULAR APPOINTMENTS WHEN THE HOSPITAL WAS OVERWHELMED WITH COVID PATIENTS	1	.1	.1
It was difficult to get a prescription for Paxlovid right away. I had to call clinic several time for them to agree to an appointment within 5 days of onset.	1	.1	.1
It wasn't worth going to see the doctor with all the mandates in place. I just put off all my medical needs and lived with the consequences. Thankful I had no dire emergencies.	1	.1	.1
It's still a pandemic!!!!!! My phone number was given to a covid nurse from the drs office. She called me two days later and hung up in the middle of our conversation, I had no way to call her back	1	.1	.1
Just basic check ups and appointments were on hold.. unaddressed health issues I'm very much paying for now	1	.1	.1
lack of access to healthcare	1	.1	.1
Local clinic was resistant to mandates and prevailing evidence in support of them	1	.1	.1
Long lines for healthcare-long time	1	.1	.1
Long wait periods for appointments and fear of going to the doctor and not being able to leave	1	.1	.1
long waits at different times during the pandemic	1	.1	.1
Masking safety	1	.1	.1
Masks are annoying and unhealthy	1	.1	.1
Medical appointments unavailable	1	.1	.1

If yes, please explain:

	Cumulative Percent
I strongly believe I had a sinus infection, and would not be treated to antibiotics for it because of having COVID	89.8
I suffered an injury just prior to the pandemic, and my physical therapy was cut short because of it.	89.9
I was able to have telemed appointments with several health care providers, but I avoided completing some medical tests which were ordered, because I didn't want to expose myself to possible Covid infection at the hospital or clinics.	90.0
I was denied covid treatment	90.1
I was having gynecological issues which caused me to become severely anemic; I needed surgery to resolve it but I had to wait due to lack of availability for "non-emergent" procedures	90.2
I was very ill, living by myself. Was told to go to ED multiples times by health care professionals but was afraid of the cost.	90.3
I was walking every day!	90.4
IT BECAME DIFFICULT TO SCEDULE REGULAR APPOINTMENTS WHEN THE HOSPITAL WAS OVERWHELMED WITH COVID PATIENTS	90.5
It was difficult to get a prescription for Paxlovid right away. I had to call clinic several time for them to agree to an appointment within 5 days of onset.	90.6
It wasn't worth going to see the doctor with all the mandates in place. I just put off all my medical needs and lived with the consequences. Thankful I had no dire emergencies.	90.7
It's still a pandemic!!!!!! My phone number was given to a covid nurse from the drs office. She called me two days later and hung up in the middle of our conversation, I had no way to call her back	90.8
Just basic check ups and appointments were on hold.. unaddressed health issues I'm very much paying for now	90.9
lack of access to healthcare	91.0
Local clinic was resistant to mandates and prevailing evidence in support of them	91.1
Long lines for healthcare-long time	91.2
Long wait periods for appointments and fear of going to the doctor and not being able to leave	91.3
long waits at different times during the pandemic	91.4
Masking safety	91.5
Masks are annoying and unhealthy	91.6
Medical appointments unavailable	91.7

If yes, please explain:

	Frequency	Percent	Valid Percent
medical/mental healthcare	1	.1	.1
Medication, nutrition, hydration, sleep, social, mental, physical, time management.	1	.1	.1
Mental health	2	.2	.2
Mental Health	1	.1	.1
Mental Health concerns with isolation	1	.1	.1
Mental health needs	1	.1	.1
Mental health primarily due to work stress, environmental/societal stress secondary....multiple adult household members.	1	.1	.1
Mental health.	1	.1	.1
My autistic child has not had OT services since covid 19. My dad died in anchorage from covid, traveling to anchorage to support my mom made me stop going to my own medical appts like PT. Severe grief, sudden onset of anxiety and depression have been my state of experience since. It's hard to meet my needs, it's harder to care for my families on going needs. My partner is what they call the long covid and contrniues to have more Healthcare needs. Now we have to travel to see specialists and Medicaid of course is a Hassle. I'm considering leaving Homer because of these types of issues. When we first moved here 5 years ago we were so impressed with medical options not being wait listed like anchorage. Now I am constantly frustrated with the lack of humanity in the systems Here. The food bank offers half rotten food to those of us already struggling, I watched a man get mistreated by a police officer this week at safeway. He communicated he had PTSD and needed his case manager and the officer disregarded his request and wrestled him to the ground with extreme unnecessary force. I went to see a casemanger at the center myself to get help applying for social security disability and she told me I seemed fine and should focus my application on my physical issues instead of mental health. These situations were all with in 2 weeks. Not to mention the ridiculous interactions we have had by going to the ER 5x the last month to try and get my partner diagnosed. Because she's still dealing with issues from covid. I am not the type of person whom sees the negative for is difficult to get along with but at this point I need you guys to know.... healthcare in Homer can do better. WE as the community in Homer CAN do better.	1	.1	.1
My child didn't want to wear a mask and anger. Husband did not seek physical therapy appointment because of mask policy. Both never got covid ever with no vaccine.	1	.1	.1

If yes, please explain:

	Cumulative Percent
medical/mental healthcare	91.8
Medication, nutrition, hydration, sleep, social, mental, physical, time management.	91.9
Mental health	92.1
Mental Health	92.2
Mental Health concerns with isolation	92.3
Mental health needs	92.4
Mental health primarily due to work stress, environmental/societal stress secondary....multiple adult household members.	92.5
Mental health.	92.5
My autistic child has not had OT services since covid 19. My dad died in anchorage from covid, traveling to anchorage to support my mom made me stop going to my own medical appts like PT. Severe grief, sudden onset of anxiety and depression have been my state of experience since. It's hard to meet my needs, it's harder to care for my families on going needs. My partner is what they call the long covid and continues to have more Healthcare needs. Now we have to travel to see specialists and Medicaid of course is a Hassle. I'm considering leaving Homer because of these types of issues. When we first moved here 5 years ago we were so impressed with medical options not being wait listed like anchorage. Now I am constantly frustrated with the lack of humanity in the systems Here. The food bank offers half rotten food to those of us already struggling, I watched a man get mistreated by a police officer this week at safeway. He communicated he had PTSD and needed his case manager and the officer disregarded his request and wrestled him to the ground with extreme unnecessary force. I went to see a casemanager at the center myself to get help applying for social security disability and she told me I seemed fine and should focus my application on my physical issues instead of mental health. These situations were all with in 2 weeks. Not to mention the ridiculous interactions we have had by going to the ER 5x the last month to try and get my partner diagnosed. Because she's still dealing with issues from covid. I am not the type of person whom sees the negative for is difficult to get along with but at this point I need you guys to know.... healthcare in Homer can do better. WE as the community in Homer CAN do better.	92.6
My child didn't want to wear a mask and anger. Husband did not seek physical therapy appointment because of mask policy. Both never got covid ever with no vaccine.	92.7

If yes, please explain:

	Frequency	Percent	Valid Percent
My husband broke his humerus in AZ. They would not do anything to help him in 4 months time but put a splint on it. We came back to Homer within 2 weeks he was in Anchorage having surgery , putting a pin in it and on the road to recovery.	1	.1	.1
My husband had surgery in Washington and the access and visitation was much harder to navigate	1	.1	.1
My husband not being allowed to be with me at doctor's appointments and surgeries.	1	.1	.1
MY MUCH-NEEDED SURGERY WHICH WAS TREATED AS NON-ESSENTIAL WAS POSTPONED BECAUSE OF COVID.	1	.1	.1
Needed health services but didn't want to go inside places during the pandemic	1	.1	.1
Needed to take a lot of extra precautions being pregnant during the pandemic. Routine doctors visits were stressful and the protocols didn't allow for my family to be present for support.	1	.1	.1
No access to women's wellness exam	1	.1	.1
Non	1	.1	.1
Not able to get appointment at my regular Dr went somewhere else with no problem .	1	.1	.1
not being able to get into reg doc. for evaluation and med check.	1	.1	.1
NOT BEING ABLE TO GO TO THE ER COMES TO MIND. NURSES MAKING TIKTOK VIDEOS WAS CRINGE	1	.1	.1
Not enough appointments to meet mental health needs	1	.1	.1
NURSE HUNG UP, NOT ALLOWED TO SEE DR ANYMORE. NEVER CALLED BACK	1	.1	.1
Often as a single mom me or my kids couldn't make it to appointments because of the limit of people that could come	1	.1	.1
Options were highly restricted!	1	.1	.1
Our community shut its doors and because everyone was afraid of covid it was almost impossible to get to medical care for basic medical needs like a check up, we'll child visits/immunizations, dental. We lost basic medical necessities because everyone was afraid to get covid.	1	.1	.1
Paper survey: 9th question skipped	1	.1	.1
Paper survey: question skipped	2	.2	.2
Paper survey: Question skipped	1	.1	.1
picking up prescriptions had to cancel medical procedures	1	.1	.1

If yes, please explain:

	Cumulative Percent
My husband broke his humerus in AZ. They would not do anything to help him in 4 months time but put a splint on it. We came back to Homer within 2 weeks he was in Anchorage having surgery , putting a pin in it and on the road to recovery.	92.8
My husband had surgery in Washington and the access and visitation was much harder to navigate	92.9
My husband not being allowed to be with me at doctor's appointments and surgeries.	93.0
MY MUCH-NEEDED SURGERY WHICH WAS TREATED AS NON-ESSENTIAL WAS POSTPONED BECAUSE OF COVID.	93.1
Needed health services but didn't want to go inside places during the pandemic	93.2
Needed to take a lot of extra precautions being pregnant during the pandemic. Routine doctors visits were stressful and the protocols didn't allow for my family to be present for support.	93.3
No access to women's wellness exam	93.4
Non	93.5
Not able to get appointment at my regular Dr went somewhere else with no problem .	93.6
not being able to get into reg doc. for evaluation and med check.	93.7
NOT BEING ABLE TO GO TO THE ER COMES TO MIND. NURSES MAKING TIKTOK VIDEOS WAS CRINGE	93.8
Not enough appointments to meet mental health needs	93.9
NURSE HUNG UP, NOT ALLOWED TO SEE DR ANYMORE. NEVER CALLED BACK	94.0
Often as a single mom me or my kids couldn't make it to appointments because of the limit of people that could come	94.1
Options were highly restricted!	94.2
Our community shut its doors and because everyone was afraid of covid it was almost impossible to get to medical care for basic medical needs like a check up, we'll child visits/immunizations, dental. We lost basic medical necessities because everyone was afraid to get covid.	94.3
Paper survey: 9th question skipped	94.4
Paper survey: question skipped	94.6
Paper survey: Question skipped	94.7
picking up prescriptions had to cancel medical procedures	94.8

If yes, please explain:

	Frequency	Percent	Valid Percent
Please see the prior answer related to COVID-19 testing in Seldovia.	1	.1	.1
Postponed minor medical issues where would have gone to Dr. Normally. Dental also.	1	.1	.1
POSTPONED NEEDED OPERATION	1	.1	.1
preventative care such as annual exams / mammograms where delayed.	1	.1	.1
Preventative care wasn't an option. Known remedies weren't available.	1	.1	.1
procedures were cancelled and not rescheduled	1	.1	.1
Product not at store/pharmacy	1	.1	.1
Provider wouldn't see me because chronic issues were not covid related.	1	.1	.1
providers had limits, I had limits due to safety concerns. I do know people who were negatively impacted (and continue to be) by COVID-19	1	.1	.1
received results of many allergies	1	.1	.1
Restricted access to healthcare	1	.1	.1
Routine care was more difficult to access at times.	1	.1	.1
Sanitary supplies are not in sufficient supply to complete a thorough cleaning and disinfection of the home	1	.1	.1
Screening procedures were delayed, dental work postponed	1	.1	.1
Seeing my provider was difficult and getting dental work done was impossible.	1	.1	.1
Shortage of doctors available	1	.1	.1
Since the COVID-19 pandemic, health care workers have been stretched and have little time to spare, so there is a lot that cannot be done in terms of community health.	2	.2	.2
Skin & leg issues. Hives/boils	1	.1	.1
skipped appointments	1	.1	.1
sometimes the clinic was closed to non urgent matters	1	.1	.1
stopped dentist and doctor visits	1	.1	.1
Struggled with decreased functioning	1	.1	.1
Surgery had to be postponed	1	.1	.1
Teenage daughter struggled with some mental health issues with the onset of covid when schools closed increasing isolation. We sought counseling and took a proactive family role in assisting her.	1	.1	.1
Tested positive on a Friday, wanted Paxlovid and was turned away from a clinic, turned away from ED, then on Monday well taken care of at a clinic. It was difficult as an ill person to get the medicine.	1	.1	.1

If yes, please explain:

	Cumulative Percent
Please see the prior answer related to COVID-19 testing in Seldovia.	94.9
Postponed minor medical issues where would have gone to Dr. Normally. Dental also.	95.0
POSTPONED NEEDED OPERATION	95.1
preventative care such as annual exams / mammograms where delayed.	95.2
Preventative care wasn't an option. Known remedies weren't available.	95.3
procedures were cancelled and not rescheduled	95.4
Product not at store/pharmacy	95.5
Provider wouldn't see me because chronic issues were not covid related.	95.6
providers had limits, I had limits due to safety concerns. I do know people who were negatively impacted (and continue to be) by COVID-19	95.7
received results of many allergies	95.8
Restricted access to healthcare	95.9
Routine care was more difficult to access at times.	96.0
Sanitary supplies are not in sufficient supply to complete a thorough cleaning and disinfection of the home	96.1
Screening procedures were delayed, dental work postponed	96.2
Seeing my provider was difficult and getting dental work done was impossible.	96.3
Shortage of doctors available	96.4
Since the COVID-19 pandemic, health care workers have been stretched and have little time to spare, so there is a lot that cannot be done in terms of community health.	96.6
Skin & leg issues. Hives/boils	96.7
skipped appointments	96.8
sometimes the clinic was closed to non urgent matters	96.9
stopped dentist and doctor visits	97.0
Struggled with decreased functioning	97.1
Surgery had to be postponed	97.2
Teenage daughter struggled with some mental health issues with the onset of covid when schools closed increasing isolation. We sought counseling and took a proactive family role in assisting her.	97.3
Tested positive on a Friday, wanted Paxlovid and was turned away from a clinic, turned away from ED, then on Monday well taken care of at a clinic. It was difficult as an ill person to get the medicine.	97.4

If yes, please explain:

	Frequency	Percent	Valid Percent
The availability to health care for other related health problems or for general dental or medical check ups	1	.1	.1
The pandemic has posed a number of serious challenges to health services, including inadequate capacity, supply shortages, the need to redesign health services and financial losses. Complexity science views health care providers as complex, adaptive systems operating in a highly complex and unpredictable environment. It assumes that large parts of organizational life are unknowable, uncertain, or unpredictable, and therefore cannot be standardized or controlled.	1	.1	.1
They don't get the right treatment	1	.1	.1
Too sick to travel to town but when I could the care was great	1	.1	.1
TRANSPORT TO MED	1	.1	.1
transportation to Anchorage and back; we could not drive and public transportation was limited.	1	.1	.1
Trouble affording my regular medications and food	1	.1	.1
Trouble getting testing results back quickly. Had to take too many days off unpaid.	1	.1	.1
TRYING TO GET A DR APPT WAS RIDICULOUS	1	.1	.1
unable to get a well-woman appt at hmc for 3 years for preventative care.	1	.1	.1
Unable to get an appointment in person	1	.1	.1
Unable to get diagnostic tests done, dental care, physical therapy.	1	.1	.1
Unable to get medical care for routine issues due to COVID crisis. Watching my sister die because she could not get adequate care for medical issues due to COVID crisis overwhelming the system	1	.1	.1
Unable to go into doctors office because my spouse had compromising health and myself	1	.1	.1
unable to seek preventative care	1	.1	.1
Unrelated covid sickness, difficulty treating due to pandemic	1	.1	.1
Used over the phone for appointments and didn't go get standard test I should have Linger health problems are from the covid vaccine	1	.1	.1
Very good	1	.1	.1
Very limited access to treatment and surgeries during Covid 19	1	.1	.1
We could not get in to see specialists when appropriate. Telehealth visits did not work well with Alzheimer's	1	.1	.1

If yes, please explain:

	Cumulative Percent
The availability to health care for other related health problems or for general dental or medical check ups	97.5
The pandemic has posed a number of serious challenges to health services, including inadequate capacity, supply shortages, the need to redesign health services and financial losses. Complexity science views health care providers as complex, adaptive systems operating in a highly complex and unpredictable environment. It assumes that large parts of organizational life are unknowable, uncertain, or unpredictable, and therefore cannot be standardized or controlled.	97.5
They don't get the right treatment	97.6
Too sick to travel to town but when I could the care was great	97.7
TRANSPORT TO MED	97.8
transportation to Anchorage and back; we could not drive and public transportation was limited.	97.9
Trouble affording my regular medications and food	98.0
Trouble getting testing results back quickly. Had to take too many days off unpaid.	98.1
TRYING TO GET A DR APPT WAS RIDICULOUS	98.2
unable to get a well-woman appt at hmc for 3 years for preventative care.	98.3
Unable to get an appointment in person	98.4
Unable to get diagnostic tests done, dental care, physical therapy.	98.5
Unable to get medical care for routine issues due to COVID crisis. Watching my sister die because she could not get adequate care for medical issues due to COVID crisis overwhelming the system	98.6
Unable to go into doctors office because my spouse had compromising health and myself	98.7
unable to seek preventative care	98.8
Unrelated covid sickness, difficulty treating due to pandemic	98.9
Used over the phone for appointments and didn't go get standard test I should have Linger health problems are from the covid vaccine	99.0
Very good	99.1
Very limited access to treatment and surgeries during Covid 19	99.2
We could not get in to see specialists when appropriate. Telehealth visits did not work well with Alzheimer's	99.3

If yes, please explain:

	Frequency	Percent	Valid Percent
We really appreciated the "Covid- breifs" on KBBI w/SPH, schools, public health nurse updates+callins :)	1	.1	.1
Wellness visits were cancelled for over 18 months. So many people getting seen via telehealth vs in person screenings. Primary care lacking the quality it had prior to COVID.	1	.1	.1
When I got sick I stayed home, used oils, and never tested. I still have fatigue and lung issues	1	.1	.1
WORK EXPOSURES TO COVID 19 AND PENATLIES FOR THAT. SCHOOLS SENDING HOME KIDS FOR ANY SYMPTOM AND PROLONGED ABSENCE UNTIL THEY COULD RETURN, TRYING TO FIGURE OUT WHAT TO DO WITH KIDS THAT CAN'T GO TO SCHOOL AND STILL WORK.	1	.1	.1
Work life balance as an rn at the hospital	1	.1	.1
Yes	1	.1	.1
Yes, during COVID-19, we had a virus, but luckily not a serious one. But we don't have enough drugs to sustain the treatment. And it doesn't work well at home.	1	.1	.1
Total	1020	100.0	100.0

If yes, please explain:

	Cumulative Percent
We really appreciated the "Covid- breifs" on KBBI w/SPH, schools, public health nurse updates+callins :)	99.4
Wellness visits were cancelled for over 18 months. So many people getting seen via telehealth vs in person screenings. Primary care lacking the quality it had prior to COVID.	99.5
When I got sick I stayed home, used oils, and never tested. I still have fatigue and lung issues	99.6
WORK EXPOSURES TO COVID 19 AND PENATLIES FOR THAT. SCHOOLS SENDING HOME KIDS FOR ANY SYMPTOM AND PROLONGED ABSENCE UNTIL THEY COULD RETURN, TRYING TO FIGURE OUT WHAT TO DO WITH KIDS THAT CAN'T GO TO SCHOOL AND STILL WORK.	99.7
Work life balance as an rn at the hospital	99.8
Yes	99.9
Yes, during COVID-19, we had a virus, but luckily not a serious one. But we don't have enough drugs to sustain the treatment. And it doesn't work well at home.	100.0
Total	

Your mental health before the COVID-19 pandemic

		Frequency	Percent	Valid Percent	Cumulative Percent
Valid	I prefer not to answer	109	10.7	11.6	11.6
	Poor	21	2.1	2.2	13.8
	Fair	73	7.2	7.8	21.6
	Good	246	24.1	26.2	47.8
	Very Good	306	30.0	32.6	80.4
	Excellent	184	18.0	19.6	100.0
	Total	939	92.1	100.0	
Missing	System	81	7.9		
Total		1020	100.0		

Your mental health during the COVID-19 pandemic

		Frequency	Percent	Valid Percent	Cumulative Percent
Valid	I prefer not to answer	108	10.6	11.5	11.5
	Poor	119	11.7	12.7	24.2
	Fair	216	21.2	23.0	47.2
	Good	266	26.1	28.3	75.5
	Very Good	149	14.6	15.9	91.4
	Excellent	81	7.9	8.6	100.0
	Total	939	92.1	100.0	
Missing	System	81	7.9		
Total		1020	100.0		

Your mental health now

		Frequency	Percent	Valid Percent	Cumulative Percent
Valid	I prefer not to answer	107	10.5	11.4	11.4
	Poor	41	4.0	4.4	15.8
	Fair	158	15.5	16.8	32.6
	Good	267	26.2	28.4	61.0
	Very Good	234	22.9	24.9	85.9
	Excellent	132	12.9	14.1	100.0
	Total	939	92.1	100.0	
Missing	System	81	7.9		
Total		1020	100.0		

At any time during the COVID-19 pandemic, did you have serious thoughts about ending your life or of hurting yourself in some way?

		Frequency	Percent	Valid Percent	Cumulative Percent
Valid	Yes	65	6.4	6.9	6.9
	No	739	72.5	78.7	85.6
	I prefer not to answer	135	13.2	14.4	100.0
	Total	939	92.1	100.0	
Missing	System	81	7.9		
Total		1020	100.0		

What strategies/tools/resources did you use to cope during the COVID-19 pandemic?

		Frequency	Percent	Valid Percent	Cumulative Percent
Valid		507	49.7	49.7	49.7
	Looking for good. Online free offerings for yoga and meditation. Journaling	1	.1	.1	49.8
	My spouse and I got outside whenever the weather was decent to hike, bike, kayak. We missed time with our friends	1	.1	.1	49.9
	We walked, hiked, biked, skied, camped... we were outside exercising most days. Feeling blessed to be in Homer where we can ski, hike or walk the beach	1	.1	.1	50.0
	1. Talking with friends/family 2. Re-entering in-face, non-electronic socializing events. This was the most important for regaining /improving mental health.	1	.1	.1	50.1
	1) Worked part time 2) sought counselling 3) maintained contact with family/friends	1	.1	.1	50.2
	12 step meetings, medication, exercise	1	.1	.1	50.3
	A good therapist that I see virtually. Getting out in nature. Exercise.	1	.1	.1	50.4
	A very small bubble. Outdoor recreation.	1	.1	.1	50.5
	Accepted help from others.	1	.1	.1	50.6
	Activities with my dogs, reading	1	.1	.1	50.7
	alaska housing, food pantry	1	.1	.1	50.8
	all and any	1	.1	.1	50.9
	All of them all ways	1	.1	.1	51.0
	Am retired stayed home busy	1	.1	.1	51.1
	art, exercise, cooking, simplifying my schedule	1	.1	.1	51.2

What strategies/tools/resources did you use to cope during the COVID-19 pandemic?

	Frequency	Percent	Valid Percent	Cumulative Percent
As an essential worker my life continued on with the adaptation of Covid precautions.	1	.1	.1	51.3
Ate well, exercised, used zinc, Vitamin D3, Vitamin C and Ivermectin (all proven and effective)	1	.1	.1	51.4
Avoidance of others	1	.1	.1	51.5
Avoided crowds of people	1	.1	.1	51.6
Bay club/ aquazine / Book club via zoom	1	.1	.1	51.7
Bay club/aqua zine/book club via zoom	1	.1	.1	51.8
Beach walks. Zoom with friends	1	.1	.1	51.9
became more active in community groups	1	.1	.1	52.0
Being a Christian, prayer, my Bible, love of my husband and support network.	1	.1	.1	52.1
being creative entrepreneurially & staying in a close nitched circle of friends	1	.1	.1	52.2
Bible	1	.1	.1	52.3
Bible study and friendships	1	.1	.1	52.4
binge watching shows on Netflix not really a strategy but a way to stay entertained as a person living alone with no family in town and very few friends near by.	1	.1	.1	52.5
Both my husband and I worked t/o pandemic and did not experience issues.	1	.1	.1	52.5
built birdhouses	1	.1	.1	52.6
Bunnies	1	.1	.1	52.7
Calling family, support	1	.1	.1	52.8
Calling friends on phone	1	.1	.1	52.9
Calls- cell phone. Exercise/lungs	1	.1	.1	53.0
CARRYING ON WITH MY NORMAL LIFE, I STILL HAD A JOB AND HAD TO GO TO WORK EVERY DAY. THAT HELPED ALOT WITH COPING WITH THE PANDEMIC	1	.1	.1	53.1
Catch up overdue projects	1	.1	.1	53.2
CDC recommendations	1	.1	.1	53.3
Changed jobs so I could get out of the house.	1	.1	.1	53.4
changing jobs. enriching home life	1	.1	.1	53.5
Church	1	.1	.1	53.6
Church online and family online	1	.1	.1	53.7
Clear	1	.1	.1	53.8

What strategies/tools/resources did you use to cope during the COVID-19 pandemic?

	Frequency	Percent	Valid Percent	Cumulative Percent
CLOSE FRIENDS	1	.1	.1	53.9
common sense	1	.1	.1	54.0
Common sense	1	.1	.1	54.1
Communicate to family, be outside with family alone on lockdown, retire from Active duty army	1	.1	.1	54.2
communicated with landlord and utility company. Fortunately they listened and worked with the situation and let me make payments	1	.1	.1	54.3
Community	1	.1	.1	54.4
Community outreach. Volunteered to bring foodbank to our elders.	1	.1	.1	54.5
Community. I found ways to create spaces for friends online to stay connected. I helped Homer Pride Planning to make a weekly coffee time zoom meeting. I got rid of my apartment which created less financial stress. I got out in nature.	1	.1	.1	54.6
Computer	1	.1	.1	54.7
computer/remote work	1	.1	.1	54.8
connecting with family and friends as able. Exercise	1	.1	.1	54.9
Connecting with family via phone and zoom etc	1	.1	.1	55.0
Connecting with loved ones via technology, activities at home to distract the brain.	1	.1	.1	55.1
Connecting with spouse and reengaging with the equine world	1	.1	.1	55.2
connection with my family and friends	1	.1	.1	55.3
Connection with my friends and practice, practice, practice of my spiritual path and putting spiritual aspirations in to actions	1	.1	.1	55.4
connection, work, sense of community	1	.1	.1	55.5
contact others being social thank you	1	.1	.1	55.6
contact with friends outdoors	1	.1	.1	55.7
Continued subsistence and garden activities and running	1	.1	.1	55.8
COOKING, HOBBIES, SPENDING TIME WITH FAMILY	1	.1	.1	55.9
Coping the problem	1	.1	.1	56.0
counseling	1	.1	.1	56.1

What strategies/tools/resources did you use to cope during the COVID-19 pandemic?

	Frequency	Percent	Valid Percent	Cumulative Percent
Counseling	2	.2	.2	56.3
Counseling & medication	1	.1	.1	56.4
Counseling, exercise, making an effort to see friends.	1	.1	.1	56.5
Counseling, psychiatry, meditation, medication, arts & crafts, my dog, diet change, funny movies, attempts at a regular sleep schedule.	1	.1	.1	56.6
COUNSELING. CHANGED POSITIONS WITHIN EMPLOYER TO ACCOMMODATE LIFE STRESSERS AND OR ILLNESS CAUSED BY COVID 19	1	.1	.1	56.7
Covid 19 was control	1	.1	.1	56.8
Crafting, TV, radio	1	.1	.1	56.9
Crafts	1	.1	.1	57.0
CREATIVE HOBBIES, OUTDOOR RECREATION, VIRTUAL MEET UPS	1	.1	.1	57.1
dancing to Lady G, Lil Nas and ABBA	1	.1	.1	57.2
DARK, IRONIC, HUMOR	1	.1	.1	57.3
Day to day	1	.1	.1	57.4
Disc golf	1	.1	.1	57.5
DISNEY CHANNEL AND MORE BEACH WALKS	1	.1	.1	57.5
distancing, outdoor activities, staying active, listening to medical experts	1	.1	.1	57.6
Do not leave home, nothing at home with not to go to many places	1	.1	.1	57.7
doctors advice; mass media was no help	1	.1	.1	57.8
During COVID-19, we adopted a self-isolation model at home to prevent cross-infection.	1	.1	.1	57.9
During COVID-19, we reached out to the community to provide us with more disinfectant supplies.	1	.1	.1	58.0
During the COVID-19 pandemic, I turned to my community health services and needed their support to purchase the medicines I needed, as well as daily disinfecting with alcohol and so on.	1	.1	.1	58.1
During the pandemic we changed the direction, everything was online, it used to be offline, now it's online	1	.1	.1	58.2

What strategies/tools/resources did you use to cope during the COVID-19 pandemic?

	Frequency	Percent	Valid Percent	Cumulative Percent
During the pandemic, my family and I minimized our outings and bought a lot of supplies.	1	.1	.1	58.3
eating and drinking	1	.1	.1	58.4
Eating and drinking too much.	1	.1	.1	58.5
eating healthy, doing weights, exercise helped 100% reading, walking, running, masking being smart and safe, avoiding crowds	1	.1	.1	58.6
Emotional support from those within my "bubble", access to online food/groceries ordering. As a retiree, I did not have the stress of worrying about employment/financial issues. I had easy access to outdoor activities and tv streaming!	1	.1	.1	58.7
ENJOYED A SLOWED DOWN SCHEDULE AND STAYING HOME	1	.1	.1	58.8
enjoyed being around people less	1	.1	.1	58.9
Enjoyed time off!	1	.1	.1	59.0
Entrepreneurial ideas, close small group of friends	1	.1	.1	59.1
Escape from people	1	.1	.1	59.2
Exercise	1	.1	.1	59.3
Exercise a lot outdoors	1	.1	.1	59.4
exercise and daily meditation apps	1	.1	.1	59.5
Exercise and herbs	1	.1	.1	59.6
exercise and rest	1	.1	.1	59.7
Exercise, games, sleep	1	.1	.1	59.8
Exercise, gathering with community	1	.1	.1	59.9
exercise, learning new things, friend, small groups	1	.1	.1	60.0
Exercise, stopping negative thoughts, and controlling anxiety before it was out of control.	1	.1	.1	60.1
Exercise, time out in nature, time with close family, FaceTime with family	1	.1	.1	60.2
exercise, yoga, daily meditation	1	.1	.1	60.3
extreme personal responsibility	1	.1	.1	60.4
Face Time Zoom Someone doing grocery shopping	1	.1	.1	60.5
FaceTime, cooking and gardening	1	.1	.1	60.6

What strategies/tools/resources did you use to cope during the COVID-19 pandemic?

	Frequency	Percent	Valid Percent	Cumulative Percent
FaceTime, texts with friends, therapy, work, going outside	1	.1	.1	60.7
Faith	1	.1	.1	60.8
Faith in God and surrounded by family. We ignored the advice to quarantine.	1	.1	.1	60.9
Faith. Trust in The lord. HE IS Faithful & True Prayer. Church family providing for each other's needs.	1	.1	.1	61.0
family	1	.1	.1	61.1
Family	4	.4	.4	61.5
FAMILY	1	.1	.1	61.6
Family & Food	1	.1	.1	61.7
Family activities/ employment support/ connecting with family	1	.1	.1	61.8
Family and friends	1	.1	.1	61.9
Family and friends, that's all you need. Quit pushing that everyone needs mental health thur the medical system	1	.1	.1	62.0
Family and great work place support.	1	.1	.1	62.1
Family and health care staff support.	1	.1	.1	62.2
Family connection. Spousal support.	1	.1	.1	62.3
Family including pets, friends	1	.1	.1	62.4
family members did our shopping; we took walks, avoided crowds of any kind; met outside or side by side cars for chats with friends and family	1	.1	.1	62.5
Family picked up food for us.	1	.1	.1	62.5
family support	1	.1	.1	62.6
Family time	1	.1	.1	62.7
family time, Worship, Prayer	1	.1	.1	62.8
Family, education	1	.1	.1	62.9
Family, friend, religious relationships & got busy (through volunteering with religious entities and through the hospital) - trying to actively make a difference in other community member's lives that were made more difficult than usual by this pandemic.	1	.1	.1	63.0
Family, friends, medication, therapy	1	.1	.1	63.1
Fished	1	.1	.1	63.2
fitness	1	.1	.1	63.3
Focus on family	1	.1	.1	63.4

What strategies/tools/resources did you use to cope during the COVID-19 pandemic?

	Frequency	Percent	Valid Percent	Cumulative Percent
FOCUSED ON HOUSE PROJECTS	1	.1	.1	63.5
Food, cannabis, and video games	1	.1	.1	63.6
Food... lots and lots of food	1	.1	.1	63.7
Fortunate enough that I was able to keep my job and stick to semi-normal schedule and life	1	.1	.1	63.8
friends	2	.2	.2	64.0
Friends	1	.1	.1	64.1
Friends and Doctors, Family to reach out to for help	1	.1	.1	64.2
Friends and family	2	.2	.2	64.4
friends and family...making contact even though distanced lots of outdoor recreation	1	.1	.1	64.5
Friends, being of service, healthy food, cooking	1	.1	.1	64.6
friends, being outside	1	.1	.1	64.7
friends, exercise	1	.1	.1	64.8
friends, family games and programs	1	.1	.1	64.9
Friends/family/walking outside	1	.1	.1	65.0
Funny movies-staying connected via facebook	1	.1	.1	65.1
GARDEN	1	.1	.1	65.2
Get outside and walked.	1	.1	.1	65.3
getting out in nature daily	1	.1	.1	65.4
Getting outdoors and walking or cross country skiing	1	.1	.1	65.5
Getting outdoors for physical exercise everyday.	1	.1	.1	65.6
Getting outside	1	.1	.1	65.7
Getting outside was hands down the best thing I could do. I exercised or adventured with my family and that was actually a wonderful side effect of the pandemic.	1	.1	.1	65.8
getting outside, connecting virtually with long distance family and friends	1	.1	.1	65.9
Getting together with other like-minded people.	1	.1	.1	66.0
Go hiking / walking. Reach out to others by phone	1	.1	.1	66.1
GO ON WALKS, GET OUTSIDE	1	.1	.1	66.2

What strategies/tools/resources did you use to cope during the COVID-19 pandemic?

	Frequency	Percent	Valid Percent	Cumulative Percent
Going for walks and bike rides, enjoying my spouse, enjoying my family when possible, talking to distant family on the phone	1	.1	.1	66.3
Going on walks/getting outdoors	1	.1	.1	66.4
Got a dog, drew a lot, read, called and texted friends and relatives	1	.1	.1	66.5
got into new hobbies	1	.1	.1	66.6
got more exercise, read more	1	.1	.1	66.7
Got outside. Didn't dwell on illness	1	.1	.1	66.8
got vaccinated and took all precautions to stay well, both physically and mentally	1	.1	.1	66.9
Government aid, Medicaid, savings, benefits	1	.1	.1	67.0
GRANDKIDS	1	.1	.1	67.1
grant from Alaska housing, unemployment, therapy	1	.1	.1	67.2
Gratitude Social network	1	.1	.1	67.3
Grind	1	.1	.1	67.4
Hang in there	1	.1	.1	67.5
Have a wonderful support system of friends/family. Had a baby during the pandemic and felt cared for. Also, clung to my faith in Jesus.	1	.1	.1	67.5
hiking	1	.1	.1	67.6
Hobbies	1	.1	.1	67.7
Hobbies at home	1	.1	.1	67.8
HOBBIES, CAMPING	1	.1	.1	67.9
Hobby crafting	1	.1	.1	68.0
Honestly, I drank too much, ate too much, and slept all the time. Normal/healthy coping skills that I typically use went out the window because I was so severely depressed that I did not have the energy or ability to engage in my typical routine.	1	.1	.1	68.1
Hope that it would end soon	1	.1	.1	68.2
I began running. Lost 70 lbs and began eating better. I chose healthy coping strategies	1	.1	.1	68.3
I continue as usual only when in public wore a mask and safe distance . Just didn't eat out at all but ordered brought home .	1	.1	.1	68.4

What strategies/tools/resources did you use to cope during the COVID-19 pandemic?

	Frequency	Percent	Valid Percent	Cumulative Percent
I did art	1	.1	.1	68.5
I did not need any	1	.1	.1	68.6
I dont have time for self care	1	.1	.1	68.7
i drank, so i didn't	1	.1	.1	68.8
I had a remote job and I worked long hours -- the job involved Covid support. I was able to save some money and that's how I'm getting by now.	1	.1	.1	68.9
I had a supportive relationship with my spouse. The extended family got together outside and masked when the weather permitted	1	.1	.1	69.0
I HAD ENOUGHSENSE TO KNOW ITS FAKE	1	.1	.1	69.1
I have garden and dogs and goats and a close partner. Keeping in touch with family. Reading and crafting.	1	.1	.1	69.2
I just work... and look on the people that needed me, and told myself that this is just one of the challenges in life that I needed to face and go through	1	.1	.1	69.3
I kept living as normally as possible and avoided people who were freaking out such as those who wore masks outside or wouldn't leave their homes.	1	.1	.1	69.4
I leaned on my family and friends for support. Hateful things were being said about folks who were unvaccinated in our work environments which made it very uncomfortable to be at work. More than once I heard people say "Well good, they can just die then." It was hard to know my coworkers would say such things regardless of what another person was choosing for themselves. Life is about choices, period. We have way to many much hate and anger in this world. As an empathetic person, it was hard to hear things like that. It definitely made it a struggle to come to work because I do have coworkers who were both vaccinated and unvaccinated and would never wish ill will towards ANY of them.	1	.1	.1	69.5
I let go!	1	.1	.1	69.6
I prefer not to answer	1	.1	.1	69.7

What strategies/tools/resources did you use to cope during the COVID-19 pandemic?

	Frequency	Percent	Valid Percent	Cumulative Percent
I prefer not to say but they probably weren't the healthiest was to cope	1	.1	.1	69.8
I relied more on my partner and a small circle of family/friends for social connection. We socialized outdoors, as long as the weather was warm enough. We talked on the phone or face timed more. We learned to zoom for classes, talks, and meetings. We made/used masks. I made homemade hand sanitizer, studied and made Covid specific herbal tinctures with a friend, and focused on healthy living.	1	.1	.1	69.9
I tried to keep myself busy at home.	1	.1	.1	70.0
I TURNED OFF THE TV AND TALK RADIO.	1	.1	.1	70.1
I used my cell phone to connect with loved ones. I didn't talk about things that led to debates	1	.1	.1	70.2
I used telehealth for mental health counseling for a several months.	1	.1	.1	70.3
I was walking every day!	1	.1	.1	70.4
I went out and helped people with covid 19	1	.1	.1	70.5
I went to work, and used door dash alot.	1	.1	.1	70.6
I worked and resilience through stupity in my healthcare field and observed fear in people. Yes I witnessed death of people and human suffering and all types reactions	1	.1	.1	70.7
I worked.	1	.1	.1	70.8
I zoomed with a counselor and Church Family and my family	1	.1	.1	70.9
I'm in the Homer Chamber Visitor Cetner and we had a partnership with SPH. Including having the first drive through testing clinic if needed	1	.1	.1	71.0
I've never had it as bad as my grandparents and parents! Shame prevents me from harming myself	1	.1	.1	71.1
lbprofun	1	.1	.1	71.2
increased conversations by phone and video chatting	1	.1	.1	71.3
Increased outdoor exercise, walking with friends	1	.1	.1	71.4

What strategies/tools/resources did you use to cope during the COVID-19 pandemic?

	Frequency	Percent	Valid Percent	Cumulative Percent
increased working out, hiking/walking the dog, x country skiing with no one around; reliance on face-timing with distant family and friends; Resources: heavy reliance on sources to keep updated with what was new with pandemic (also one cause of burn-out)	1	.1	.1	71.5
Interacting with family and friends via Facetime/Skype/etc.	1	.1	.1	71.6
Internet and zoom	1	.1	.1	71.7
Internet entertainment, outdoor activities, cooking.	1	.1	.1	71.8
Internet, telephone, learning a language, reading.	1	.1	.1	71.9
It was lonely, still not fully socially engaged.	1	.1	.1	72.0
it was no big deal	1	.1	.1	72.1
Job yoga family movement nature	1	.1	.1	72.2
Just faith and family	1	.1	.1	72.3
JUST GO ALONG	1	.1	.1	72.4
Just kept trying to do my own thing on my own path	1	.1	.1	72.5
just live normal except with a mask on	1	.1	.1	72.5
Just stay busy-try to keep my house warm	1	.1	.1	72.6
Just trying to stay positive and show up to work every day to help my patients & make money to support my family. thank	1	.1	.1	72.7
KBBI radio, cooking, work	1	.1	.1	72.8
keep to myself, sleep and get a cat and dog	1	.1	.1	72.9
keeping busy	1	.1	.1	73.0
KEEPING HEALTHY, PRAYER, CHURCH, WORK	1	.1	.1	73.1
Keeping in touch with family	1	.1	.1	73.2
kept busy	2	.2	.2	73.4
Kept busy by baking and crafting	1	.1	.1	73.5
Leaned into my friend group and family members	1	.1	.1	73.6
Leaned on family and friends.	1	.1	.1	73.7

What strategies/tools/resources did you use to cope during the COVID-19 pandemic?

	Frequency	Percent	Valid Percent	Cumulative Percent
Learning about the Marxist colonization of cultural institutions and the abuse of children by the woke Marxists for subverting our nation with their hate-based intersectionalist oppressed vs oppressor dynamic	1	.1	.1	73.8
Learning to enjoy nature and solitude (more)	1	.1	.1	73.9
Limitation of social interaction.	1	.1	.1	74.0
Listening to music; talking with family and friends on the phone/social media.	1	.1	.1	74.1
LIVED LIFE FEARLESSLY	1	.1	.1	74.2
Lived rural and stayed home	1	.1	.1	74.3
Local Healthcare, work from home	1	.1	.1	74.4
Local medical facilities	1	.1	.1	74.5
Lots of outdoor exercise, meeting with friends outdoors	1	.1	.1	74.6
Lots of outdoor time and exercise	1	.1	.1	74.7
Lots of outside time, family games and food and drinks	1	.1	.1	74.8
LOts of phone calls and ZOOM calls.	1	.1	.1	74.9
Lots of phone calls with family and friends.	1	.1	.1	75.0
lots of sleep.	1	.1	.1	75.1
Lots of time outside working and connecting with nature and my body. Getting offline!!!!	1	.1	.1	75.2
Lots of video chats with friends and family far away.	1	.1	.1	75.3
Lots of walks on the beaches and trails, exercise. Talking to friends.	1	.1	.1	75.4
Lots of zoom	1	.1	.1	75.5
Many of the reserves have been hollowed out.	1	.1	.1	75.6
Mask wearing.	1	.1	.1	75.7
Masking, distancing, staying out of stores, getting vaccines and boosters.	1	.1	.1	75.8
masks, avoid large crowds, try hard to be safe	1	.1	.1	75.9
Medical Insurance	1	.1	.1	76.0
Meditation	1	.1	.1	76.1
Meditation making time for family creativity	1	.1	.1	76.2

What strategies/tools/resources did you use to cope during the COVID-19 pandemic?

	Frequency	Percent	Valid Percent	Cumulative Percent
Meditation, Family	1	.1	.1	76.3
MEDITATION, MY FAMILY	1	.1	.1	76.4
Meditation, walks, breathing, learning how to have better mental health	1	.1	.1	76.5
monthly therapy	1	.1	.1	76.6
More close family time	1	.1	.1	76.7
More time with friends and family, virtual meet ups, exercise	1	.1	.1	76.8
Much of the stockpile has been tapped since the COVID-19 pandemic.	3	.3	.3	77.1
Music-singing, dancing, art-painting, drawing, nature hikes	1	.1	.1	77.2
Music, Art, Baking	1	.1	.1	77.3
MY COLLEGE KIDS WERE HOME-SO I HAD THAT TO HELP	1	.1	.1	77.4
My community support	1	.1	.1	77.5
My dogs	1	.1	.1	77.5
My Faith in God	1	.1	.1	77.6
My faith in God. And i kept moving forward and doing what i needed to do everyday.	1	.1	.1	77.7
My faith in Jesus and the companionship of my husband of 32 years	1	.1	.1	77.8
My friends and family	1	.1	.1	77.9
My mental health issues are hereditary and not directly related to covid. Things that help include indfulness/meditation, controlled muscle relaxation... oh and lots of medication :)	1	.1	.1	78.0
my own strengths	1	.1	.1	78.1
My partner. BUT my partner did experience #12 and it is a lasting repercussion of the pandemic	1	.1	.1	78.2
My strong belief in the Bible and the salvation of Jesus Christ---along with a wonderful church family.	1	.1	.1	78.3
n/a	3	.3	.3	78.6
N/A	4	.4	.4	79.0
Nature walks	1	.1	.1	79.1
Nature walks, connecting on zoom	1	.1	.1	79.2
nature! spent so much time outside with my kid, art, films, cooking	1	.1	.1	79.3

What strategies/tools/resources did you use to cope during the COVID-19 pandemic?

	Frequency	Percent	Valid Percent	Cumulative Percent
Neighbors help each other with resources, using Internet social media software to ask for help	1	.1	.1	79.4
Netflix N' Chill	1	.1	.1	79.5
NETFLIX, AIRPLANE	1	.1	.1	79.6
NETFLIX, BEER, PROJECTS	1	.1	.1	79.7
new ways of relating, lots of zoom, and new friends in online ways	1	.1	.1	79.8
New ways to socialize at a distance, enjoying small pleasures at home, recreating outdoors	1	.1	.1	79.9
No fear	1	.1	.1	80.0
No response	1	.1	.1	80.1
nome senior center, library, nome city council	1	.1	.1	80.2
None	5	.5	.5	80.7
None needed- Press on with life	1	.1	.1	80.8
nothing	1	.1	.1	80.9
NOTHING	1	.1	.1	81.0
nothing but having to wear a mask changed for me	1	.1	.1	81.1
Nothing. I lived my life like nothing had changed. My family is still unvaxxed and healthy.	1	.1	.1	81.2
on the internet a lot (global connections)	1	.1	.1	81.3
One day at a time.	1	.1	.1	81.4
Online friends	1	.1	.1	81.5
online groups for mental health and exercise etc...	1	.1	.1	81.6
Online support and training	1	.1	.1	81.7
Our little "pod" did a lot of in house activities and (sanitized)cooking for each other. We had fun helping with the childcare. We used zoom for out of town visits with extended family.	1	.1	.1	81.8
Ourselves and common sense. Wash hands cover cough eat healthy	1	.1	.1	81.9
Outdoor activities, phone conversations	1	.1	.1	82.0
Outdoor activities, sleeping, researching, gardening	1	.1	.1	82.1
Outdoor activities!!!	1	.1	.1	82.2

What strategies/tools/resources did you use to cope during the COVID-19 pandemic?

	Frequency	Percent	Valid Percent	Cumulative Percent
outdoor walks with friends, phone calls, stopped listening to the news but signed up for AK state covid updates	1	.1	.1	82.3
Outdoors	1	.1	.1	82.4
Outside time	1	.1	.1	82.5
Paper survey: question skipped	6	.6	.6	83.0
Paper survey: Question skipped	6	.6	.6	83.6
partnership, building my home, starting a new job	1	.1	.1	83.7
personal relationships/outdoors + natural beauty	1	.1	.1	83.8
Phone calls with friends/ swimming	1	.1	.1	83.9
physical activity, family, outdoor time	1	.1	.1	84.0
Physical activity, reading, drinking wine, talking w/friends, cooking, helping elderly community	1	.1	.1	84.1
Physical Isolation, nuclear family/close friend support system/social circle, vaccines, public health recommended prevention measures (mask/social distancing/etc).	1	.1	.1	84.2
Pleading with utilities and landlord to give more time to pay since every time there was a potential infection, my work made me take off several days with no pay. And I used the food bank a few times.	1	.1	.1	84.3
Positive Attitude	1	.1	.1	84.4
Practicing gratitude, getting outside, sifting perspective to be thankful for the time with family, finding other ways to connect with friends such as sending letters and drawings	1	.1	.1	84.5
Prayer	1	.1	.1	84.6
Prayer and serving my community.	1	.1	.1	84.7
Prayer for wisdom and trust in my own research and self care.	1	.1	.1	84.8
Prayer, zoom, NA, AA, Church	1	.1	.1	84.9
Praying for those who pushed this and praying for the people that died, especially the disabled and elderly, who lost their battle, but nice they went "productive" citizens, don't worry, it's no loss, well...except to their families.	1	.1	.1	85.0
projects	1	.1	.1	85.1

What strategies/tools/resources did you use to cope during the COVID-19 pandemic?

	Frequency	Percent	Valid Percent	Cumulative Percent
Projects work for self as contraction, educate online	1	.1	.1	85.2
Rational thinking, in other words, I thought for myself, gathered my own information and consulted with people I trusted to come up with a plan for me and my family that we felt good and strongly about! The news sources were absolutely no help! So much conflicting information and so much fear paralyzed so many people. We continued to take vitamins, breathe fresh air and love each other! We did great!	1	.1	.1	85.3
Reached out to friends and families via internet and phone	1	.1	.1	85.4
Reaching out to people through letters, emails, and online communities, spending as much time as possible outside	1	.1	.1	85.5
read books, watched tv. exercised lots.	1	.1	.1	85.6
Read many books	1	.1	.1	85.7
read, walked, cooked learned something new	1	.1	.1	85.8
Reading, exercise, talking w/friends, long drives, camping	1	.1	.1	85.9
Reading, staying in touch with others, being outdoors	1	.1	.1	86.0
Reading, T.V., visiting friends/family on phone	1	.1	.1	86.1
RECREATIONAL ACTIVITIES	1	.1	.1	86.2
regular exercise, healthy diet, mindfulness activities, outdoor activities, texting friends/family	1	.1	.1	86.3
relationships with friends/family, outdoor recreation	1	.1	.1	86.4
Relied on family and work	1	.1	.1	86.5
reminding myself that it was only temporary	1	.1	.1	86.6
SAME AS ALWAYS	1	.1	.1	86.7
sdfger	1	.1	.1	86.8
SEEING FRIENDS IN MY CIRCLE AND SPENDING TIME OUTSIDE	1	.1	.1	86.9
Seeing friends in small groups.	1	.1	.1	87.0
self	1	.1	.1	87.1

What strategies/tools/resources did you use to cope during the COVID-19 pandemic?

	Frequency	Percent	Valid Percent	Cumulative Percent
Self education. Peer support.	1	.1	.1	87.2
Self regulation, support networks, being outside	1	.1	.1	87.3
Self reliance and my wife	1	.1	.1	87.4
Sewing, time with spouse, reading	1	.1	.1	87.5
Shelter in h9me	1	.1	.1	87.5
Silver colloid	1	.1	.1	87.6
ski, get outside	1	.1	.1	87.7
skiing	1	.1	.1	87.8
Skiing, spending time with family	1	.1	.1	87.9
Social media and WiFi and tv and books	1	.1	.1	88.0
Social media, friends and family	1	.1	.1	88.1
social media; taking deep breaths; trying to focus on the positive in life; spending time outdoors	1	.1	.1	88.2
social network	1	.1	.1	88.3
some travel in 2021 and 2022 stayed home	1	.1	.1	88.4
Sometimes i'm talking to a trusted person, a friend or family member, is a good and easy way to feel better.When we share what's bothering us with someone, it is more likely we will feel relieved and better understand the situation we are in and the feelings that come with it.	1	.1	.1	88.5
Spend out walking or atving	1	.1	.1	88.6
Spend time with family	1	.1	.1	88.7
Spending time outdoors, bolstering telehealth measures both as provider and recipient of services, quality time at home	1	.1	.1	88.8
spending time with my family	1	.1	.1	88.9
SPH Behavioral Health services	1	.1	.1	89.0
Spiritual	1	.1	.1	89.1
SPIRITUAL ENRICHMENT, CONTINNUING TO FIND COMMUNITY AND MAINTAIN FRIENDSHIPS	1	.1	.1	89.2
Spiritual practices, tele-health therapy, friends	1	.1	.1	89.3
spirituality, dogs, time outside	1	.1	.1	89.4
Started counseling and medication.	1	.1	.1	89.5

What strategies/tools/resources did you use to cope during the COVID-19 pandemic?

	Frequency	Percent	Valid Percent	Cumulative Percent
started exercising, tried to spend more time with family and less hours at work, started reading for pleasure more, stopped taking work home (no email on phone at home)	1	.1	.1	89.6
Stay busy and involved	1	.1	.1	89.7
STAY BUSY, TREATING COVID WITH SINUS IRRIGATIONS, HOT BATH	1	.1	.1	89.8
Stay healthy, follow standard precautions, reduce travel, do projects at home	1	.1	.1	89.9
Stay home	1	.1	.1	90.0
Stay in virtual contact with loved ones through video chat, phone calls, text messages, social media, apps and email. Usually daily exercise and exercise keep the body active. Maintain a regular sleep pattern and stick to a routine that provides structure to your life. Practice stress management techniques such as mindfulness, meditation, yoga and controlled breathing.	1	.1	.1	90.1
STAY NORMAL AS POSSIBLE	1	.1	.1	90.2
Stay put, enjoyed peace, strengthen economy through rescue grants	1	.1	.1	90.3
stayed away from people	1	.1	.1	90.4
stayed home	1	.1	.1	90.5
Stayed in family circle and used masks	1	.1	.1	90.6
Staying active	1	.1	.1	90.7
staying connected with spouse. Connecting with extended family frequently. Participating in church routinely online.	1	.1	.1	90.8
Staying connected with work family and friends. Getting outdoors in the summer: fishing, camping, backpacking, etc.	1	.1	.1	90.9
staying home	1	.1	.1	91.0
Staying in touch with Friends and family, Small group hikes,	1	.1	.1	91.1
Staying in touch, art	1	.1	.1	91.2
Staying strong as a family and enjoying life together !	1	.1	.1	91.3

What strategies/tools/resources did you use to cope during the COVID-19 pandemic?

	Frequency	Percent	Valid Percent	Cumulative Percent
Strong primary relationship and family relationships- FaceTime, phone calls. Lots of outdoor time. Breaks from the media/reporting/doom and gloom. Gratitude.	1	.1	.1	91.4
Substances, meditation, mental escape, movies, small hangs.	1	.1	.1	91.5
Suck it up and deal	1	.1	.1	91.6
Support from family	1	.1	.1	91.7
Support from husband	1	.1	.1	91.8
Take care of yourself by eating regular meals, exercising, getting enough sleep and reducing all other stressors. Do something that puts you back in control of your life.	1	.1	.1	91.9
talk to someone	1	.1	.1	92.0
Talking to family	1	.1	.1	92.1
talking to family members, turning off the news, music, wine, exercise, making future plans	1	.1	.1	92.2
Talking to loved ones	1	.1	.1	92.3
talking to my doctor	1	.1	.1	92.4
talking to others	1	.1	.1	92.5
Talking with friends and family via phone or online. Journaling. Going for walks & enjoying nature. Getting vaccinated!	1	.1	.1	92.5
talking; being open and honest in my relationship	1	.1	.1	92.6
Tapping, time outside, cold water immersion	1	.1	.1	92.7
Technology to connect with others.	1	.1	.1	92.8
Telephone contact and public meeting attendance	1	.1	.1	92.9
TESTING IN HOMER, THANK YOU FOR ALL YOU DO	1	.1	.1	93.0
THC	1	.1	.1	93.1
The expectation of healthcare workers to step up. It wasn't the resiliency pizza.	1	.1	.1	93.2
the mental health center had people who visited me. I went on walks and stayed busy at home	1	.1	.1	93.3

What strategies/tools/resources did you use to cope during the COVID-19 pandemic?

	Frequency	Percent	Valid Percent	Cumulative Percent
The phone, concentrated effort to stay in contact with family friends and projects inspirational reading limit TV	1	.1	.1	93.4
Theapy and mental health meds	1	.1	.1	93.5
therapist	1	.1	.1	93.6
therapy	1	.1	.1	93.7
Therapy	2	.2	.2	93.9
THERAPY	2	.2	.2	94.1
THERAPY (thankfully SPH insurance covers my therapist). Lots of time outdoors. Stepping away from work.	1	.1	.1	94.2
Therapy, lots and lots of it!	1	.1	.1	94.3
Therapy, yoga, cooking, meditation, drinking	1	.1	.1	94.4
Therapy!	1	.1	.1	94.5
Time in nature, tapping, breathwork	1	.1	.1	94.6
Time outdoors	1	.1	.1	94.7
Tool repair; stuff to help others in need	1	.1	.1	94.8
Tried not to listen to all the fear porn from the mainstream media and cdc.	1	.1	.1	94.9
tried to be grateful for what we had and what we could do rather than resent what we did not have or could not do. avoided watching the news.	1	.1	.1	95.0
TRIED TO FIND JOY IN FAMILIES THINGS, TAKING WALKS	1	.1	.1	95.1
Try to find humor	1	.1	.1	95.2
TRY TO STAY PHYSICALLY ACTIVE AND GET OUTSIDE	1	.1	.1	95.3
tv, walking	1	.1	.1	95.4
Use support network, stay informed, follow thoughtful protocols.	1	.1	.1	95.5
Used my time for art/crafts/music Spent more time outside Video chatted with family members who live abroad more often	1	.1	.1	95.6
Using an online exercise program, reading, watching PBS	1	.1	.1	95.7
Using zoom to talk and communicate. Phone calls, looking out the window	1	.1	.1	95.8
VA	1	.1	.1	95.9

What strategies/tools/resources did you use to cope during the COVID-19 pandemic?

	Frequency	Percent	Valid Percent	Cumulative Percent
Vaccinations, including wearing a mask outside and keeping indoor air flowing inside your home	1	.1	.1	96.0
Vitamins, ivermectin, steamy showers	1	.1	.1	96.1
Walk on the beach, read books, art, music, movies, social media	1	.1	.1	96.2
Walk, call a friend/family member, workout, stand outside, play music, listen to music, take vacations, went to school to seek higher education	1	.1	.1	96.3
walking	1	.1	.1	96.4
walking on trails in nature- which allowed me also to visit with neighbors also out walking	1	.1	.1	96.5
Walking trails	1	.1	.1	96.6
WALKING WITH FRIENDS, CONNECTING ON INTERNET WITH FAMILY. MY DOG	1	.1	.1	96.7
Walking, skiing, and being in nature; working remotely; eating healthy foods; keeping routines; connecting with friends over Zoom and outdoors; supportive spouse.	1	.1	.1	96.8
walks, phone calls with family and friends, finding alternative ways to maintain social contacts	1	.1	.1	96.9
Walks. Snowshoe. Good food. Enhanced family time.	1	.1	.1	97.0
walks/drives	1	.1	.1	97.1
Wasn't that hard, really. Not much changed for me.	1	.1	.1	97.2
watched youtube, played xbox, projects around the house	1	.1	.1	97.3
We are a close family so we encouraged each other and reached out to other family and friends by phone	1	.1	.1	97.4
We called in community emergency support, provided us with supplies and medicine, and received a greeting from the health center.	1	.1	.1	97.5
We had a lot more family time being everything was closed. I didn't have to run my kids to sports/activities. Lots of camping.	1	.1	.1	97.5
We kept a close circle of friends.	1	.1	.1	97.6

What strategies/tools/resources did you use to cope during the COVID-19 pandemic?

	Frequency	Percent	Valid Percent	Cumulative Percent
We left to Mexico where restrictions were lifted and cost of living lower	1	.1	.1	97.7
We sought government assistance during COVID-19, asking for support in life, medicine and quarantine.	1	.1	.1	97.8
Wear a mask, do a good job of daily disinfection, reduce parties	1	.1	.1	97.9
Wearing a mask, following COVID guidelines, washing hands frequently, avoiding large public gatherings like church, indoor events, closed-in quarters with others like restaurants and nightclubs.	1	.1	.1	98.0
weed	1	.1	.1	98.1
Went out hiking a lot	1	.1	.1	98.2
Went to Providence in Anchorage	1	.1	.1	98.3
wore a mask, got vaccinated, avoided close contact with other people	1	.1	.1	98.4
Wore mask as required to protect others	1	.1	.1	98.5
work	1	.1	.1	98.6
Work was a blessing in many ways that others in the community did not always have - interaction with others, support from co-workers, no loss of income. I also maintained my connections to friends, family, and my church family even though it was through zoom for many months.	1	.1	.1	98.7
Worked and recreated outside	1	.1	.1	98.8
Wove masks, got vaccinated, made do with zoom meetings; my husband died during pandemic but not due to covid.	1	.1	.1	98.9
writing, time in nature, phone calls with family/friends, meditation	1	.1	.1	99.0
Yes	1	.1	.1	99.1
Yoga Meditation Weekly bonfires with friends	1	.1	.1	99.2
Yoga and meditation	1	.1	.1	99.3
Yoga, mindfulness, having a core group of friends who I would see, gathering and other people outdoors	1	.1	.1	99.4
Yoga.	1	.1	.1	99.5
zoom meetings, walks outside, outdoor recreation	1	.1	.1	99.6

What strategies/tools/resources did you use to cope during the COVID-19 pandemic?

	Frequency	Percent	Valid Percent	Cumulative Percent
zoom, crafts	1	.1	.1	99.7
Zoom, face time, getting outside to walk and socialize	1	.1	.1	99.8
Zoom, Facebook, phone calls, exercising outside, finding projects at home to work on	1	.1	.1	99.9
Zoom, phone calls, keep informed.	1	.1	.1	100.0
Total	1020	100.0	100.0	

In what community do you live?

		Frequency	Percent	Valid Percent	Cumulative Percent
Valid	Other (please specify)	16	1.6	1.7	1.7
	Anchor Point	138	13.5	14.7	16.4
	Diamond Ridge	65	6.4	6.9	23.4
	Fox River	13	1.3	1.4	24.8
	Fritz Creek	115	11.3	12.3	37.0
	Homer	445	43.6	47.5	84.5
	Kachemak City	44	4.3	4.7	89.2
	Kachemak Selo	1	.1	.1	89.3
	Nanwalek	8	.8	.9	90.2
	Nikolaevsk	18	1.8	1.9	92.1
	Ninilchik	44	4.3	4.7	96.8
	Port Graham	5	.5	.5	97.3
	Razdolna	2	.2	.2	97.5
	Seldovia	18	1.8	1.9	99.5
	Voznesenska	5	.5	.5	100.0
	Total	937	91.9	100.0	
Missing	System	83	8.1		
Total		1020	100.0		

Other (please specify)

	Frequency	Percent	Valid Percent	Cumulative Percent
Valid	1016	99.6	99.6	99.6
did not answer	1	.1	.1	99.7
NO ANSWER	2	.2	.2	99.9
Prefer not to answer	1	.1	.1	100.0
Total	1020	100.0	100.0	

What is your age?

	Frequency	Percent	Valid Percent	Cumulative Percent
Valid	87	8.5	8.5	8.5
???	1	.1	.1	8.6
+75	1	.1	.1	8.7
0	2	.2	.2	8.9
15	1	.1	.1	9.0
16	1	.1	.1	9.1
17	2	.2	.2	9.3
19	4	.4	.4	9.7
20	3	.3	.3	10.0
21	7	.7	.7	10.7
22	2	.2	.2	10.9
23	3	.3	.3	11.2
24	5	.5	.5	11.7
25	12	1.2	1.2	12.8
26	10	1.0	1.0	13.8
27	9	.9	.9	14.7
28	12	1.2	1.2	15.9
29	11	1.1	1.1	17.0
30	16	1.6	1.6	18.5
30s	1	.1	.1	18.6
31	15	1.5	1.5	20.1
32	20	2.0	2.0	22.1
33	24	2.4	2.4	24.4
34	24	2.4	2.4	26.8
35	20	2.0	2.0	28.7
36	16	1.6	1.6	30.3
37	14	1.4	1.4	31.7
38	27	2.6	2.6	34.3
39	23	2.3	2.3	36.6

What is your age?

	Frequency	Percent	Valid Percent	Cumulative Percent
40	19	1.9	1.9	38.4
40+	1	.1	.1	38.5
41	15	1.5	1.5	40.0
42	20	2.0	2.0	42.0
43	19	1.9	1.9	43.8
44	17	1.7	1.7	45.5
45	19	1.9	1.9	47.4
46	16	1.6	1.6	48.9
47	13	1.3	1.3	50.2
48	13	1.3	1.3	51.5
49	11	1.1	1.1	52.5
50	10	1.0	1.0	53.5
50 plus	1	.1	.1	53.6
50+	1	.1	.1	53.7
51	14	1.4	1.4	55.1
52	16	1.6	1.6	56.7
53	12	1.2	1.2	57.8
54	16	1.6	1.6	59.4
55	13	1.3	1.3	60.7
56	6	.6	.6	61.3
57	17	1.7	1.7	62.9
58	14	1.4	1.4	64.3
59	8	.8	.8	65.1
60	19	1.9	1.9	67.0
60+	2	.2	.2	67.2
61	17	1.7	1.7	68.8
62	22	2.2	2.2	71.0
63	22	2.2	2.2	73.1
64	17	1.7	1.7	74.8
64+	1	.1	.1	74.9
65	21	2.1	2.1	77.0
66	23	2.3	2.3	79.2
67	14	1.4	1.4	80.6
68	25	2.5	2.5	83.0
69	14	1.4	1.4	84.4
70	13	1.3	1.3	85.7
71	12	1.2	1.2	86.9
72	13	1.3	1.3	88.1

What is your age?

	Frequency	Percent	Valid Percent	Cumulative Percent
73	10	1.0	1.0	89.1
74	7	.7	.7	89.8
75	9	.9	.9	90.7
76	9	.9	.9	91.6
77	5	.5	.5	92.1
78	7	.7	.7	92.7
79	6	.6	.6	93.3
80	3	.3	.3	93.6
81	2	.2	.2	93.8
82	3	.3	.3	94.1
83	5	.5	.5	94.6
84	1	.1	.1	94.7
85	2	.2	.2	94.9
86	1	.1	.1	95.0
89	2	.2	.2	95.2
93	1	.1	.1	95.3
did not answer	3	.3	.3	95.6
I prefer not to answer	1	.1	.1	95.7
N/a	1	.1	.1	95.8
N/A	4	.4	.4	96.2
na	13	1.3	1.3	97.5
Na	1	.1	.1	97.5
no answer	9	.9	.9	98.4
No answer	1	.1	.1	98.5
NO ANSWER	6	.6	.6	99.1
no response	2	.2	.2	99.3
Paper survey: I prefer not to answer	1	.1	.1	99.4
prefer not to answer	2	.2	.2	99.6
PREFER NOT TO ANSWER	1	.1	.1	99.7
x	1	.1	.1	99.8
X	1	.1	.1	99.9
zsdf	1	.1	.1	100.0
Total	1020	100.0	100.0	

Gender:

		Frequency	Percent	Valid Percent	Cumulative Percent
Valid	I prefer to self-describe,	6	.6	.6	.6
	Male	211	20.7	22.6	23.3
	Female	673	66.0	72.1	95.4
	Transgender man/trans man	3	.3	.3	95.7
	Transgender woman/trans woman	1	.1	.1	95.8
	Genderqueer/gender nonconforming neither exclusively male nor female	10	1.0	1.1	96.9
	I prefer not to answer	29	2.8	3.1	100.0
	Total	933	91.5	100.0	
Missing	System	87	8.5		
Total		1020	100.0		

I prefer to self-describe,

		Frequency	Percent	Valid Percent	Cumulative Percent
Valid		1014	99.4	99.4	99.4
	Do you mean biological sex or social expression of gender?	1	.1	.1	99.5
	Female/ non binary	1	.1	.1	99.6
	hermaphrodite	1	.1	.1	99.7
	Mostly female	1	.1	.1	99.8
	non- binary femme /mapa	1	.1	.1	99.9
	Stop	1	.1	.1	100.0
	Total	1020	100.0	100.0	

Do you think of yourself as:

		Frequency	Percent	Valid Percent	Cumulative Percent
Valid	I prefer to self describe,	23	2.3	2.5	2.5
	Straight or Heterosexual	736	72.2	78.9	81.4
	Lesbian or Gay	24	2.4	2.6	83.9
	Bisexual	49	4.8	5.3	89.2
	Queer, pansexual, and/or questioning	20	2.0	2.1	91.3
	Don't Know	6	.6	.6	92.0
	I prefer not to answer	75	7.4	8.0	100.0
	Total	933	91.5	100.0	
Missing	System	87	8.5		
Total		1020	100.0		

I prefer to self describe,

		Frequency	Percent	Valid Percent	Cumulative Percent
Valid		997	97.7	97.7	97.7
	asexual	3	.3	.3	98.0
	Asexual	3	.3	.3	98.3
	demi heterosexual homosocial	1	.1	.1	98.4
	Demisexual	1	.1	.1	98.5
	Don't care	1	.1	.1	98.6
	FAT WHITE BOY	1	.1	.1	98.7
	human	2	.2	.2	98.9
	Human	1	.1	.1	99.0
	HUMAN	1	.1	.1	99.1
	I am a man	1	.1	.1	99.2
	I am normal whatever that is	1	.1	.1	99.3
	lesbian perspective in a heterosexual relationship	1	.1	.1	99.4
	myob!	1	.1	.1	99.5
	no answeer	1	.1	.1	99.6
	no answer	1	.1	.1	99.7
	Pansexual	1	.1	.1	99.8
	Sapiosexual	1	.1	.1	99.9
	Stop	1	.1	.1	100.0
	Total	1020	100.0	100.0	

Please select your race/ethnicity. Please check all that apply.

		Frequency	Percent	Valid Percent	Cumulative Percent
Valid	Other (please specify)	19	1.9	2.0	2.0
	American Indian or Alaska Native	62	6.1	6.7	8.7
	African American or Black	7	.7	.8	9.4
	Asian	8	.8	.9	10.3
	Hispanic	12	1.2	1.3	11.6
	Native Hawaiian or Other Pacific Islander	4	.4	.4	12.0
	White	722	70.8	77.5	89.5
	Two or more races	39	3.8	4.2	93.7
	I prefer not to answer	59	5.8	6.3	100.0
	Total	932	91.4	100.0	
Missing	System	88	8.6		
Total		1020	100.0		

Other (please specify)

		Frequency	Percent	Valid Percent	Cumulative Percent
Valid		1001	98.1	98.1	98.1
	AK Native/White	1	.1	.1	98.2
	american	1	.1	.1	98.3
	American	2	.2	.2	98.5
	AMERICAN	1	.1	.1	98.6
	Caucasian	1	.1	.1	98.7
	from India	1	.1	.1	98.8
	Half white half American native	1	.1	.1	98.9
	human	1	.1	.1	99.0
	human race	1	.1	.1	99.1
	JEWISH	2	.2	.2	99.3
	middle eastern	1	.1	.1	99.4
	Native Alaskan, white	1	.1	.1	99.5
	no response	1	.1	.1	99.6
	Paper survey: American Indian or Alaska Native, and White	1	.1	.1	99.7
	Paper survey: Asian, White, Two or more races	1	.1	.1	99.8
	Paper survey: Hispanic and White	1	.1	.1	99.9

Other (please specify)

	Frequency	Percent	Valid Percent	Cumulative Percent
Trish	1	.1	.1	100.0
Total	1020	100.0	100.0	

How long have you lived in your community?

		Frequency	Percent	Valid Percent	Cumulative Percent
Valid	Less than 1 year	56	5.5	6.0	6.0
	1-5 years	181	17.7	19.4	25.4
	6-10 years	129	12.6	13.8	39.3
	11-19 years	130	12.7	13.9	53.2
	20+ years	408	40.0	43.8	97.0
	I prefer not to answer	28	2.7	3.0	100.0
	Total	932	91.4	100.0	
Missing	System	88	8.6		
Total		1020	100.0		

How many months a year do you live here?

		Frequency	Percent	Valid Percent	Cumulative Percent
Valid	1-5	19	1.9	2.0	2.0
	6 to 11	89	8.7	9.5	11.6
	12	780	76.5	83.7	95.3
	I prefer not to answer	44	4.3	4.7	100.0
	Total	932	91.4	100.0	
Missing	System	88	8.6		
Total		1020	100.0		

Were you born in another country other than the United States?

		Frequency	Percent	Valid Percent	Cumulative Percent
Valid	If yes, please tell us your home country	28	2.7	3.0	3.0
	Yes	32	3.1	3.4	6.4
	No	845	82.8	90.7	97.1
	I prefer not to answer	27	2.6	2.9	100.0
	Total	932	91.4	100.0	
Missing	System	88	8.6		
Total		1020	100.0		

If yes, please tell us your home country

	Frequency	Percent	Valid Percent	Cumulative Percent
Valid	992	97.3	97.3	97.3
Azores - on military base. parents were US citizens	1	.1	.1	97.4
BURMA	1	.1	.1	97.5
canada	1	.1	.1	97.5
Canada	4	.4	.4	97.9
china	1	.1	.1	98.0
Czech Republic	1	.1	.1	98.1
England	1	.1	.1	98.2
France	2	.2	.2	98.4
Georgia	2	.2	.2	98.6
GERMANY	1	.1	.1	98.7
Germany (on U.S. Military Base)	1	.1	.1	98.8
India	1	.1	.1	98.9
Mexico	1	.1	.1	99.0
Norway	1	.1	.1	99.1
Philippines	2	.2	.2	99.3
Phils.	1	.1	.1	99.4
Singapore	1	.1	.1	99.5
Switzerland	2	.2	.2	99.7
Tumisia	1	.1	.1	99.8
UK	1	.1	.1	99.9
Venezuela	1	.1	.1	100.0
Total	1020	100.0	100.0	

What is the highest education level you have completed?

		Frequency	Percent	Valid Percent	Cumulative Percent
Valid	Less than high school	19	1.9	2.0	2.0
	High school or equivalency	104	10.2	11.2	13.2
	Vocational training	41	4.0	4.4	17.6
	Some College	176	17.3	18.9	36.5
	Associates Degree	117	11.5	12.6	49.0
	Bachelor's Degree	263	25.8	28.2	77.3
	Master's Degree	142	13.9	15.2	92.5
	Professional Degree	12	1.2	1.3	93.8
	Doctorate Degree	24	2.4	2.6	96.4
	I prefer not to answer	34	3.3	3.6	100.0
	Total	932	91.4	100.0	
Missing	System	88	8.6		
Total		1020	100.0		

How many people currently live in your household?

		Frequency	Percent	Valid Percent	Cumulative Percent
Valid	1	168	16.5	18.1	18.1
	2	402	39.4	43.2	61.3
	3	135	13.2	14.5	75.8
	4	126	12.4	13.5	89.4
	5	51	5.0	5.5	94.8
	6	15	1.5	1.6	96.5
	7	7	.7	.8	97.2
	I prefer not to answer	26	2.5	2.8	100.0
	Total	930	91.2	100.0	
Missing	System	90	8.8		
Total		1020	100.0		

If child(ren) living in household, what ages?

		Frequency	Percent	Valid Percent	Cumulative Percent
Valid	0-5	147	14.4	100.0	100.0
Missing	System	873	85.6		
Total		1020	100.0		

If child(ren) living in household, what ages?

		Frequency	Percent	Valid Percent	Cumulative Percent
Valid	6-9	107	10.5	100.0	100.0
Missing	System	913	89.5		
Total		1020	100.0		

If child(ren) living in household, what ages?

		Frequency	Percent	Valid Percent	Cumulative Percent
Valid	10-13	98	9.6	100.0	100.0
Missing	System	922	90.4		
Total		1020	100.0		

If child(ren) living in household, what ages?

		Frequency	Percent	Valid Percent	Cumulative Percent
Valid	14-17	96	9.4	100.0	100.0
Missing	System	924	90.6		
Total		1020	100.0		

If child(ren) living in household, what ages?

		Frequency	Percent	Valid Percent	Cumulative Percent
Valid	18+	76	7.5	100.0	100.0
Missing	System	944	92.5		
Total		1020	100.0		

If child(ren) living in household, what ages?

		Frequency	Percent	Valid Percent	Cumulative Percent
Valid	I prefer not to answer	110	10.8	100.0	100.0
Missing	System	910	89.2		
Total		1020	100.0		

If child(ren) living in household, what ages?

		Frequency	Percent	Valid Percent	Cumulative Percent
Valid	No children currently live in the household	442	43.3	100.0	100.0
Missing	System	578	56.7		
Total		1020	100.0		

What is your approximate annual household income?

		Frequency	Percent	Valid Percent	Cumulative Percent
Valid	Less than \$25,000	138	13.5	14.8	14.8
	\$25,000-\$49,999	159	15.6	17.1	31.9
	\$50,000-\$74,999	176	17.3	18.9	50.9
	\$75,000-\$99,999	131	12.8	14.1	64.9
	\$100,000+	175	17.2	18.8	83.8
	I prefer not to answer	151	14.8	16.2	100.0
	Total	930	91.2	100.0	
Missing	System	90	8.8		
Total		1020	100.0		

Do you have health insurance? (of any type: private, public, military, Native, Medicaid or Medicare)

		Frequency	Percent	Valid Percent	Cumulative Percent
Valid	Yes	651	63.8	70.5	70.5
	No	42	4.1	4.5	75.0
	I prefer not to answer	231	22.6	25.0	100.0
	Total	924	90.6	100.0	
Missing	System	96	9.4		
Total		1020	100.0		

Have you ever (or currently) served in the U.S Armed Forces, Reserves or National Guard?

		Frequency	Percent	Valid Percent	Cumulative Percent
Valid	Yes	81	7.9	8.8	8.8
	No	795	77.9	86.0	94.8
	I prefer not to answer	48	4.7	5.2	100.0
	Total	924	90.6	100.0	
Missing	System	96	9.4		
Total		1020	100.0		

Appendix C:

Intercept Survey

SKP MAPP Intercept Survey

1. Please enter the following information:

Location Conducted Intercept Survey At	<input type="text"/>
Date Conducted	<input type="text"/>
Name of Person Who Conducted Intercept Survey	<input type="text"/>
Contact for Person who Conducted Intercept Survey	<input type="text"/>

2. Please rate the following:

	Excellent	Very Good	Good	Fair	Poor
The overall health of the community	<input type="radio"/>	<input type="radio"/>	<input type="radio"/>	<input type="radio"/>	<input type="radio"/>
Your personal health	<input type="radio"/>	<input type="radio"/>	<input type="radio"/>	<input type="radio"/>	<input type="radio"/>
Your quality of life	<input type="radio"/>	<input type="radio"/>	<input type="radio"/>	<input type="radio"/>	<input type="radio"/>

3. What do you see as the top community issues or stressors facing our community?

SKP MAPP Intercept Survey

4. The following statements describe the eight dimensions of wellness. Please tell me which response best reflects how you feel:

	Never	Sometimes	Frequently	Always
I have a sense of purpose and meaning in my life	<input type="radio"/>	<input type="radio"/>	<input type="radio"/>	<input type="radio"/>
I have a sense of connection, belonging, safety and a reliable support system	<input type="radio"/>	<input type="radio"/>	<input type="radio"/>	<input type="radio"/>
I have the ability to perform daily activities without undue fatigue or physical stress	<input type="radio"/>	<input type="radio"/>	<input type="radio"/>	<input type="radio"/>
I have opportunities to expand my knowledge and skills and to use my creative abilities	<input type="radio"/>	<input type="radio"/>	<input type="radio"/>	<input type="radio"/>
I can cope effectively with life stresses, and my work and relationships are enriching	<input type="radio"/>	<input type="radio"/>	<input type="radio"/>	<input type="radio"/>
My surroundings are adequate for me (from my home to the wider community or environment)	<input type="radio"/>	<input type="radio"/>	<input type="radio"/>	<input type="radio"/>
I have enough money for my basic needs, and I can adapt for unplanned expenses	<input type="radio"/>	<input type="radio"/>	<input type="radio"/>	<input type="radio"/>
I am connected to my own culture and traditions, and I see the diversity and richness of other cultures	<input type="radio"/>	<input type="radio"/>	<input type="radio"/>	<input type="radio"/>

5. If you responded never to any of the above statements, please tell us what it would take to make it better.

6. If the hospital and MAPP could set and achieve one goal over the next three years, moving toward a healthier community, what would it be?

SKP MAPP Intercept Survey

7. In what community do you live?

- | | | |
|--|-------------------------------------|-----------------------------------|
| <input type="radio"/> Anchor Point | <input type="radio"/> Kachemak City | <input type="radio"/> Port Graham |
| <input type="radio"/> Diamond Ridge | <input type="radio"/> Kachemak Selo | <input type="radio"/> Razdolna |
| <input type="radio"/> Fox River | <input type="radio"/> Nanwalek | <input type="radio"/> Seldovia |
| <input type="radio"/> Fritz Creek | <input type="radio"/> Nikolaevsk | <input type="radio"/> Voznesenska |
| <input type="radio"/> Homer | <input type="radio"/> Ninilchik | |
| <input type="radio"/> Other (please specify) | | |

8. What is your age?

- | | |
|--------------------------------|--|
| <input type="radio"/> Under 18 | <input type="radio"/> 45-64 |
| <input type="radio"/> 18-24 | <input type="radio"/> 65+ |
| <input type="radio"/> 25-34 | <input type="radio"/> I prefer not to answer |
| <input type="radio"/> 35-44 | |

SKP MAPP Intercept Survey

9. What is your gender?

- ☐ Female
- ☐ Male
- ☐ Non-binary/Gender Queer
- ☐ Gender Non-Conforming
- ☐ Gender Expansive
- ☐ I prefer not to answer
- ☐ I prefer to self describe,

10. What is your identified sexual orientation?

- ☐ Asexual
- ☐ Queer
- ☐ Bisexual
- ☐ Straight or Heterosexual
- ☐ Lesbian or Gay
- ☐ I prefer not to answer
- ☐ Pansexual
- ☐ I prefer to self describe

SKP MAPP Intercept Survey

11. Please select your race/ethnicity. Please check all that apply.

☐ American Indian or Alaska Native

☐ Native Hawaiian or Other Pacific Islander

☐ African American or Black

☐ White

☐ Asian

☐ Two or more races

☐ Hispanic

☐ Other (please specify)

SKP MAPP Intercept Survey

12. How long have you lived in your community?

- ☐ Less than 1 year ☐ 5 to less than 10 years
☐ 1 to less than 3 years ☐ 10 years or more
☐ 3 to less than 5 years

13. Do you live here year-round?

- ☐ Yes ☐ No

14. If Yes, how many months do you live here?

15. If Yes, which season?

SKP MAPP Intercept Survey

16. Were you born in another country other than the United States?

☐ Yes ☐ No

17. If Yes, please tell us your home country:

SKP MAPP Intercept Survey

18. What is the highest education level you have completed?

- | | | |
|--|---|---|
| <input type="radio"/> Less than high school | <input type="radio"/> Some college | <input type="radio"/> Master's degree |
| <input type="radio"/> High school or equivalency | <input type="radio"/> Associates degree | <input type="radio"/> Professional Degree |
| <input type="radio"/> Vocational training | <input type="radio"/> Bachelor's Degree | <input type="radio"/> Doctorate Degree |

19. How many people currently live in your household?

- | | | |
|-------------------------|-------------------------|--------------------------|
| <input type="radio"/> 1 | <input type="radio"/> 4 | <input type="radio"/> 7 |
| <input type="radio"/> 2 | <input type="radio"/> 5 | <input type="radio"/> 8+ |
| <input type="radio"/> 3 | <input type="radio"/> 6 | |

20. If child(ren) living in household, what ages? Please check all that apply.

- | | |
|--------------------------------|-------------------------------|
| <input type="checkbox"/> 0-5 | <input type="checkbox"/> 4-17 |
| <input type="checkbox"/> 6-9 | <input type="checkbox"/> 18+ |
| <input type="checkbox"/> 10-13 | |

SKP MAPP Intercept Survey

21. What is your approximate annual household income?

- ☐ Less than \$25,000 ☐ \$75,000-\$99,999
- ☐ \$25,000-\$49,999 ☐ \$100,000+
- ☐ \$50,000-\$74,999

22. Do you have health insurance? (of any type: private, public, military, Native, Medicaid or Medicare)

- ☐ Yes ☐ No

23. Have you ever served on active duty in the U.S. Armed Forces, Reserves or National Guard?

- ☐ Never served in the military ☐ Now on active duty
- ☐ Only on active duty for training in the Reserves of National Guard ☐ On active duty in the past, but not now (includes retired military and veterans)

24. Please enter any other input they provided that you did not already record.

Appendix D:

Intercept Survey Data

Q1 Please enter the following information:

Answered: 201 Skipped: 0

ANSWER CHOICES	RESPONSES	
Location Conducted Intercept Survey At	100.00%	201
Date Conducted	99.50%	200
Name of Person Who Conducted Intercept Survey	6.97%	14
Contact for Person who Conducted Intercept Survey	6.97%	14

#	LOCATION CONDUCTED INTERCEPT SURVEY AT	DATE
1	Anchor Point Bingo	8/24/2022 6:52 PM
2	Anchor Point Bingo	8/24/2022 6:50 PM
3	Anchor Point Bingo	8/24/2022 6:48 PM
4	Anchor Point Bingo	8/24/2022 6:45 PM
5	Anchor Point Bingo	8/24/2022 6:42 PM
6	Anchor Point Bingo	8/24/2022 6:41 PM
7	Anchor Point Bingo	8/24/2022 6:39 PM
8	Anchor Point Bingo	8/24/2022 6:37 PM
9	Anchor Point Bingo	8/24/2022 3:47 PM
10	Anchor Point Bingo	8/24/2022 3:46 PM
11	Anchor Point Bingo	8/24/2022 3:44 PM
12	Anchor Point Bingo	8/24/2022 3:43 PM
13	Anchor Point Bingo	8/24/2022 3:41 PM
14	Anchor Point Bingo	8/24/2022 3:40 PM
15	Anchor Point Bingo	8/24/2022 3:39 PM
16	Anchor Point Bingo	8/24/2022 3:36 PM
17	Anchor Point	8/24/2022 3:34 PM
18	Homer Library	8/23/2022 1:25 PM
19	Homer Library	8/23/2022 1:18 PM
20	Homer Library	8/23/2022 1:06 PM
21	Homer Library	8/23/2022 1:04 PM
22	Homer Library	8/23/2022 1:02 PM
23	Homer Library	8/23/2022 12:59 PM
24	Homer Library	8/23/2022 12:32 PM
25	Homer Library	8/23/2022 12:30 PM
26	Homer Library	8/23/2022 12:28 PM
27	Homer Library	8/23/2022 12:27 PM

SKP MAPP Intercept Survey

28	Homer Library	8/23/2022 12:25 PM
29	Homer Library	8/23/2022 12:23 PM
30	Homer Medical Clinic	8/22/2022 10:00 PM
31	Homer Medical Clinic	8/22/2022 9:58 PM
32	Homer Medical Clinic	8/22/2022 9:57 PM
33	Homer Medical Clinic	8/22/2022 9:56 PM
34	Homer Medical Clinic	8/22/2022 9:07 PM
35	Homer Medical Clinic	8/22/2022 9:06 PM
36	Homer Medical Clinic	8/22/2022 9:05 PM
37	Homer Medical Clinic	8/22/2022 9:04 PM
38	Homer Medical Clinic	8/22/2022 9:03 PM
39	Homer Medical Clinic	8/22/2022 4:38 PM
40	Homer Medical Clinic	8/22/2022 4:37 PM
41	Homer Medical Clinic	8/22/2022 4:36 PM
42	Homer Landfill	8/22/2022 4:35 PM
43	Homer Medical Clinic	8/22/2022 4:33 PM
44	Homer Medical Clinic	8/22/2022 4:31 PM
45	Homer Landfill	8/22/2022 4:29 PM
46	Homer Landfill	8/22/2022 4:28 PM
47	Homer Landfill	8/22/2022 4:11 PM
48	Homer Medical Clinic	8/22/2022 4:09 PM
49	Homer Medical Clinic	8/22/2022 4:07 PM
50	Homer Landfill	8/22/2022 4:05 PM
51	Homer Medical Clinic	8/22/2022 4:03 PM
52	Homer Landfill	8/22/2022 4:01 PM
53	Homer Landfill	8/22/2022 4:00 PM
54	Homer Medical Clinic	8/22/2022 3:59 PM
55	Homer Landfill	8/22/2022 3:57 PM
56	Homer Landfill	8/22/2022 3:55 PM
57	Fritz Creek	8/21/2022 9:00 PM
58	Fritz Creek	8/21/2022 8:59 PM
59	Fritz Creek	8/21/2022 8:58 PM
60	Fritz Creek	8/21/2022 8:57 PM
61	Fritz Creek	8/21/2022 8:56 PM
62	Fritz Creek	8/21/2022 8:55 PM
63	Fritz Creek	8/21/2022 8:55 PM
64	Fritz Creek	8/21/2022 8:54 PM
65	Fritz Creek	8/21/2022 8:53 PM

SKP MAPP Intercept Survey

66	Wagon Wheel	8/20/2022 2:17 PM
67	Wagon Wheel	8/20/2022 2:15 PM
68	Wagon Wheel	8/20/2022 2:14 PM
69	Wagon Wheel	8/20/2022 2:11 PM
70	Wagon Wheel	8/20/2022 2:09 PM
71	Wagon Wheel	8/20/2022 2:07 PM
72	Wagon Wheel	8/20/2022 1:58 PM
73	Wagon Wheel	8/20/2022 1:57 PM
74	Wagon Wheel	8/20/2022 1:55 PM
75	Wagon Wheel	8/20/2022 1:54 PM
76	Wagon Wheel	8/20/2022 1:52 PM
77	Wagon Wheel	8/20/2022 1:51 PM
78	Homer Medical Clinic	8/19/2022 12:54 PM
79	Homer Medical Clinic	8/19/2022 12:52 PM
80	Homer Medical Clinic	8/19/2022 12:51 PM
81	Homer Medical Clinic	8/19/2022 12:50 PM
82	Homer Medical Clinic	8/19/2022 12:48 PM
83	Homer Medical Clinic	8/19/2022 12:42 PM
84	Homer Medical Clinic	8/19/2022 12:40 PM
85	Homer Medical Clinic	8/19/2022 12:39 PM
86	Homer Medical Clinic	8/19/2022 12:37 PM
87	Homer Medical Clinic	8/19/2022 12:34 PM
88	Coles Market	8/18/2022 8:54 PM
89	Coles Market	8/18/2022 8:53 PM
90	Coles Market	8/18/2022 8:53 PM
91	Coles Market	8/18/2022 8:51 PM
92	Coles Market	8/18/2022 8:50 PM
93	Coles Market	8/18/2022 8:49 PM
94	Coles Market	8/18/2022 8:45 PM
95	Coles Market	8/18/2022 8:44 PM
96	Coles Market	8/18/2022 8:43 PM
97	Coles Market	8/18/2022 8:41 PM
98	Coles Market	8/18/2022 8:40 PM
99	Coles Market	8/18/2022 8:39 PM
100	Coles Market	8/18/2022 8:38 PM
101	Coles Market	8/18/2022 8:37 PM
102	KBFPF Fundraiser	8/17/2022 9:59 PM
103	KBFPF Fundraiser	8/17/2022 9:59 PM

SKP MAPP Intercept Survey

104	KBFPC Fundraiser	8/17/2022 9:58 PM
105	KBFPC Fundraiser	8/17/2022 9:57 PM
106	KBFPC Fundraiser	8/17/2022 9:56 PM
107	KBFPC Fundraiser	8/17/2022 9:55 PM
108	KBFPC Fundraiser	8/17/2022 9:54 PM
109	KBFPC Fundraiser	8/17/2022 9:53 PM
110	KBFPC Fundraiser	8/17/2022 9:51 PM
111	KBFPC Fundraiser	8/17/2022 9:50 PM
112	KBFPC Fundraiser	8/17/2022 9:48 PM
113	KBFPC Fundraiser	8/17/2022 9:47 PM
114	KBFPC Fundraiser	8/17/2022 9:47 PM
115	KBFPC Fundraiser	8/17/2022 9:46 PM
116	Concert on the Green	8/17/2022 9:44 PM
117	KBFPC Fundraiser	8/17/2022 9:43 PM
118	Concert on the Green	8/17/2022 9:43 PM
119	KBFPC Fundraiser	8/17/2022 9:42 PM
120	Concert on the Green	8/17/2022 9:40 PM
121	KBFPC Fundraiser	8/17/2022 9:39 PM
122	KBFPC Fundraiser	8/17/2022 9:31 PM
123	KBFPC Fundraiser	8/17/2022 9:30 PM
124	KBFPC Fundraiser	8/17/2022 9:29 PM
125	KBFPC Fundraiser	8/17/2022 9:28 PM
126	KBFPC Fundraiser	8/17/2022 9:27 PM
127	KBFPC Fundraiser	8/17/2022 9:26 PM
128	KBFPC Fundraiser	8/17/2022 9:25 PM
129	KBFPC Fundraiser	8/17/2022 9:24 PM
130	KBFPC Fundraiser	8/17/2022 9:23 PM
131	KBFPC Fundraiser	8/17/2022 9:22 PM
132	KBFPC Fundraiser	8/17/2022 9:20 PM
133	KBFPC Fundraiser	8/17/2022 9:19 PM
134	KBFPC Fundraiser	8/17/2022 9:18 PM
135	KBFPC Fundraiser	8/17/2022 9:17 PM
136	KBFPC Fundraiser	8/17/2022 9:16 PM
137	KBFPC Fundraiser	8/17/2022 9:16 PM
138	KBFPC Fundraiser	8/17/2022 9:14 PM
139	KBFPC Fundraiser	8/17/2022 9:13 PM
140	KBFPC Fundraiser	8/17/2022 9:12 PM
141	KBFPC Fundraiser	8/17/2022 9:11 PM

SKP MAPP Intercept Survey

142	Concert on the Green	8/16/2022 5:04 PM
143	Concert on the Green	8/16/2022 5:03 PM
144	Concert on the Green	8/16/2022 5:02 PM
145	Concert on the Green	8/16/2022 5:00 PM
146	Concert on the Green	8/16/2022 4:59 PM
147	Concert on the Green	8/16/2022 4:58 PM
148	Concert on the Green	8/16/2022 4:57 PM
149	Concert on the Green	8/16/2022 4:55 PM
150	Concert on the Green	8/16/2022 4:51 PM
151	Concert on the Green	8/16/2022 4:48 PM
152	Concert on the Green	8/16/2022 4:47 PM
153	Concert on the Green	8/16/2022 4:14 PM
154	Concert on the Green	8/16/2022 4:13 PM
155	Concert on the Green	8/16/2022 4:12 PM
156	Concert on the Green	8/16/2022 4:11 PM
157	Concert on the Green	8/16/2022 4:10 PM
158	Concert on the Green	8/16/2022 4:09 PM
159	Concert on the Green	8/16/2022 4:07 PM
160	Concert on the Green	8/16/2022 4:06 PM
161	Concert on the Green	8/16/2022 4:05 PM
162	Church on Roch	8/15/2022 5:34 PM
163	Church on Roch	8/15/2022 5:32 PM
164	Church on Roch	8/15/2022 5:31 PM
165	Church on Roch	8/15/2022 5:28 PM
166	Church on Roch	8/15/2022 5:26 PM
167	Church on Roch	8/15/2022 5:24 PM
168	Church on Roch	8/15/2022 5:22 PM
169	Church on Roch	8/15/2022 5:19 PM
170	Church on Roch	8/15/2022 5:15 PM
171	Church on Roch	8/15/2022 5:14 PM
172	Church on Roch	8/15/2022 5:12 PM
173	Church on Roch	8/15/2022 5:11 PM
174	Church on Roch	8/15/2022 5:09 PM
175	Church on Roch	8/15/2022 5:06 PM
176	Church on Roch	8/15/2022 5:04 PM
177	Church on Roch	8/15/2022 5:03 PM
178	Church on Roch	8/15/2022 5:00 PM
179	Church on Roch	8/15/2022 2:25 PM

SKP MAPP Intercept Survey

180	Church on Roch	8/15/2022 2:24 PM
181	Church on Roch	8/15/2022 2:21 PM
182	Church on Roch	8/15/2022 2:19 PM
183	Church on Roch	8/15/2022 2:16 PM
184	Church on Roch	8/15/2022 2:14 PM
185	Church on Roch	8/15/2022 2:12 PM
186	Church on Roch	8/15/2022 2:10 PM
187	Church on Roch	8/15/2022 2:07 PM
188	Food Pantry Homer	7/25/2022 9:52 PM
189	Food Pantry Homer	7/25/2022 9:46 PM
190	Food Pantry Homer	7/25/2022 9:41 PM
191	Food Pantry Homer	7/25/2022 9:35 PM
192	Food Pantry Homer	7/25/2022 9:27 PM
193	Food Pantry Homer	7/25/2022 9:22 PM
194	Food Pantry Homer	7/25/2022 9:15 PM
195	Food Pantry Homer	7/25/2022 9:10 PM
196	Food Pantry Homer	7/25/2022 9:03 PM
197	Food Pantry Homer	7/25/2022 8:59 PM
198	Food Pantry Homer	7/25/2022 8:53 PM
199	Food Pantry Homer	7/25/2022 8:48 PM
200	Food Pantry Homer	7/25/2022 8:41 PM
201	Food Pantry Homer	7/25/2022 8:29 PM
#	DATE CONDUCTED	DATE
1	7/22	8/24/2022 6:52 PM
2	7/22	8/24/2022 6:50 PM
3	7/22	8/24/2022 6:48 PM
4	7/22	8/24/2022 6:45 PM
5	7/22	8/24/2022 6:42 PM
6	7/22	8/24/2022 6:41 PM
7	7/22	8/24/2022 6:39 PM
8	7/22	8/24/2022 6:37 PM
9	7/22	8/24/2022 3:47 PM
10	7/22	8/24/2022 3:46 PM
11	7/22	8/24/2022 3:44 PM
12	7/22	8/24/2022 3:43 PM
13	7/22	8/24/2022 3:41 PM
14	7/22	8/24/2022 3:40 PM
15	7/22	8/24/2022 3:39 PM

SKP MAPP Intercept Survey

16	7/22	8/24/2022 3:36 PM
17	7/22	8/24/2022 3:34 PM
18	7/22	8/23/2022 1:25 PM
19	7/22	8/23/2022 1:18 PM
20	7/22	8/23/2022 1:06 PM
21	7/22	8/23/2022 1:04 PM
22	7/22	8/23/2022 1:02 PM
23	7/22	8/23/2022 12:59 PM
24	7/22	8/23/2022 12:32 PM
25	7/22	8/23/2022 12:30 PM
26	7/22	8/23/2022 12:28 PM
27	7/22	8/23/2022 12:27 PM
28	7/22	8/23/2022 12:25 PM
29	7/22	8/23/2022 12:23 PM
30	7/23	8/22/2022 10:00 PM
31	7/23	8/22/2022 9:58 PM
32	7/23	8/22/2022 9:57 PM
33	7/23	8/22/2022 9:56 PM
34	7/23	8/22/2022 9:07 PM
35	7/23	8/22/2022 9:06 PM
36	7/23	8/22/2022 9:05 PM
37	7/23	8/22/2022 9:04 PM
38	7/23	8/22/2022 9:03 PM
39	7/23	8/22/2022 4:38 PM
40	7/23	8/22/2022 4:37 PM
41	7/23	8/22/2022 4:36 PM
42	7/23	8/22/2022 4:35 PM
43	7/23	8/22/2022 4:33 PM
44	7/23	8/22/2022 4:31 PM
45	7/23	8/22/2022 4:29 PM
46	7/23	8/22/2022 4:28 PM
47	7/23	8/22/2022 4:11 PM
48	7/23	8/22/2022 4:09 PM
49	7/23	8/22/2022 4:07 PM
50	7/23	8/22/2022 4:05 PM
51	7/23	8/22/2022 4:03 PM
52	7/23	8/22/2022 4:01 PM
53	7/23	8/22/2022 4:00 PM

SKP MAPP Intercept Survey

54	7/23	8/22/2022 3:59 PM
55	7/23	8/22/2022 3:57 PM
56	7/23	8/22/2022 3:55 PM
57	7/23	8/21/2022 9:00 PM
58	7/23	8/21/2022 8:59 PM
59	7/23	8/21/2022 8:58 PM
60	7/23	8/21/2022 8:57 PM
61	7/23	8/21/2022 8:56 PM
62	7/23	8/21/2022 8:55 PM
63	7/23	8/21/2022 8:55 PM
64	7/23	8/21/2022 8:54 PM
65	7/23	8/21/2022 8:53 PM
66	7/22	8/20/2022 2:17 PM
67	7/22	8/20/2022 2:15 PM
68	7/22	8/20/2022 2:14 PM
69	7/22	8/20/2022 2:11 PM
70	7/22	8/20/2022 2:09 PM
71	7/22	8/20/2022 2:07 PM
72	7/22	8/20/2022 1:58 PM
73	7/22	8/20/2022 1:57 PM
74	7/22	8/20/2022 1:55 PM
75	7/22	8/20/2022 1:54 PM
76	7/22	8/20/2022 1:52 PM
77	7/22	8/20/2022 1:51 PM
78	7/24	8/19/2022 12:54 PM
79	7/23	8/19/2022 12:52 PM
80	7/24	8/19/2022 12:51 PM
81	7/23	8/19/2022 12:50 PM
82	7/24	8/19/2022 12:48 PM
83	7/23	8/19/2022 12:42 PM
84	7/24	8/19/2022 12:40 PM
85	7/23	8/19/2022 12:39 PM
86	7/24	8/19/2022 12:37 PM
87	7/23	8/19/2022 12:34 PM
88	7/24	8/18/2022 8:54 PM
89	7/23	8/18/2022 8:53 PM
90	7/24	8/18/2022 8:53 PM
91	7/23	8/18/2022 8:51 PM

SKP MAPP Intercept Survey

92	7/24	8/18/2022 8:50 PM
93	7/23	8/18/2022 8:49 PM
94	7/24	8/18/2022 8:45 PM
95	7/23	8/18/2022 8:44 PM
96	7/23	8/18/2022 8:43 PM
97	7/23	8/18/2022 8:41 PM
98	7/23	8/18/2022 8:40 PM
99	7/23	8/18/2022 8:39 PM
100	7/23	8/18/2022 8:38 PM
101	7/23	8/18/2022 8:37 PM
102	7/23	8/17/2022 9:59 PM
103	7/23	8/17/2022 9:59 PM
104	7/23	8/17/2022 9:58 PM
105	7/23	8/17/2022 9:57 PM
106	7/23	8/17/2022 9:56 PM
107	7/23	8/17/2022 9:55 PM
108	7/23	8/17/2022 9:54 PM
109	7/23	8/17/2022 9:53 PM
110	7/23	8/17/2022 9:51 PM
111	7/23	8/17/2022 9:50 PM
112	7/23	8/17/2022 9:48 PM
113	7/23	8/17/2022 9:47 PM
114	7/23	8/17/2022 9:47 PM
115	7/23	8/17/2022 9:46 PM
116	7/23	8/17/2022 9:44 PM
117	7/23	8/17/2022 9:43 PM
118	7/23	8/17/2022 9:43 PM
119	7/23	8/17/2022 9:42 PM
120	7/23	8/17/2022 9:40 PM
121	7/23	8/17/2022 9:39 PM
122	7/23	8/17/2022 9:31 PM
123	7/23	8/17/2022 9:30 PM
124	7/23	8/17/2022 9:29 PM
125	7/23	8/17/2022 9:28 PM
126	7/23	8/17/2022 9:27 PM
127	7/23	8/17/2022 9:26 PM
128	7/23	8/17/2022 9:25 PM
129	7/23	8/17/2022 9:24 PM

SKP MAPP Intercept Survey

130	7/23	8/17/2022 9:23 PM
131	7/23	8/17/2022 9:22 PM
132	7/23	8/17/2022 9:20 PM
133	7/23	8/17/2022 9:19 PM
134	7/23	8/17/2022 9:18 PM
135	7/23	8/17/2022 9:17 PM
136	7/23	8/17/2022 9:16 PM
137	7/23	8/17/2022 9:16 PM
138	7/23	8/17/2022 9:14 PM
139	7/23	8/17/2022 9:13 PM
140	7/23	8/17/2022 9:12 PM
141	7/23	8/17/2022 9:11 PM
142	7/24	8/16/2022 5:04 PM
143	7/24	8/16/2022 5:03 PM
144	7/24	8/16/2022 5:02 PM
145	7/24	8/16/2022 5:00 PM
146	7/24	8/16/2022 4:59 PM
147	7/24	8/16/2022 4:58 PM
148	7/24	8/16/2022 4:57 PM
149	7/24	8/16/2022 4:55 PM
150	7/24	8/16/2022 4:51 PM
151	7/24	8/16/2022 4:48 PM
152	7/24	8/16/2022 4:47 PM
153	7/24	8/16/2022 4:14 PM
154	7/24	8/16/2022 4:13 PM
155	7/24	8/16/2022 4:12 PM
156	7/24	8/16/2022 4:11 PM
157	7/24	8/16/2022 4:10 PM
158	7/24	8/16/2022 4:09 PM
159	7/24	8/16/2022 4:07 PM
160	7/24	8/16/2022 4:06 PM
161	7/24	8/16/2022 4:05 PM
162	7/24	8/15/2022 5:34 PM
163	7/24	8/15/2022 5:32 PM
164	7/24	8/15/2022 5:31 PM
165	7/24	8/15/2022 5:28 PM
166	7/24	8/15/2022 5:26 PM
167	7/24	8/15/2022 5:24 PM

SKP MAPP Intercept Survey

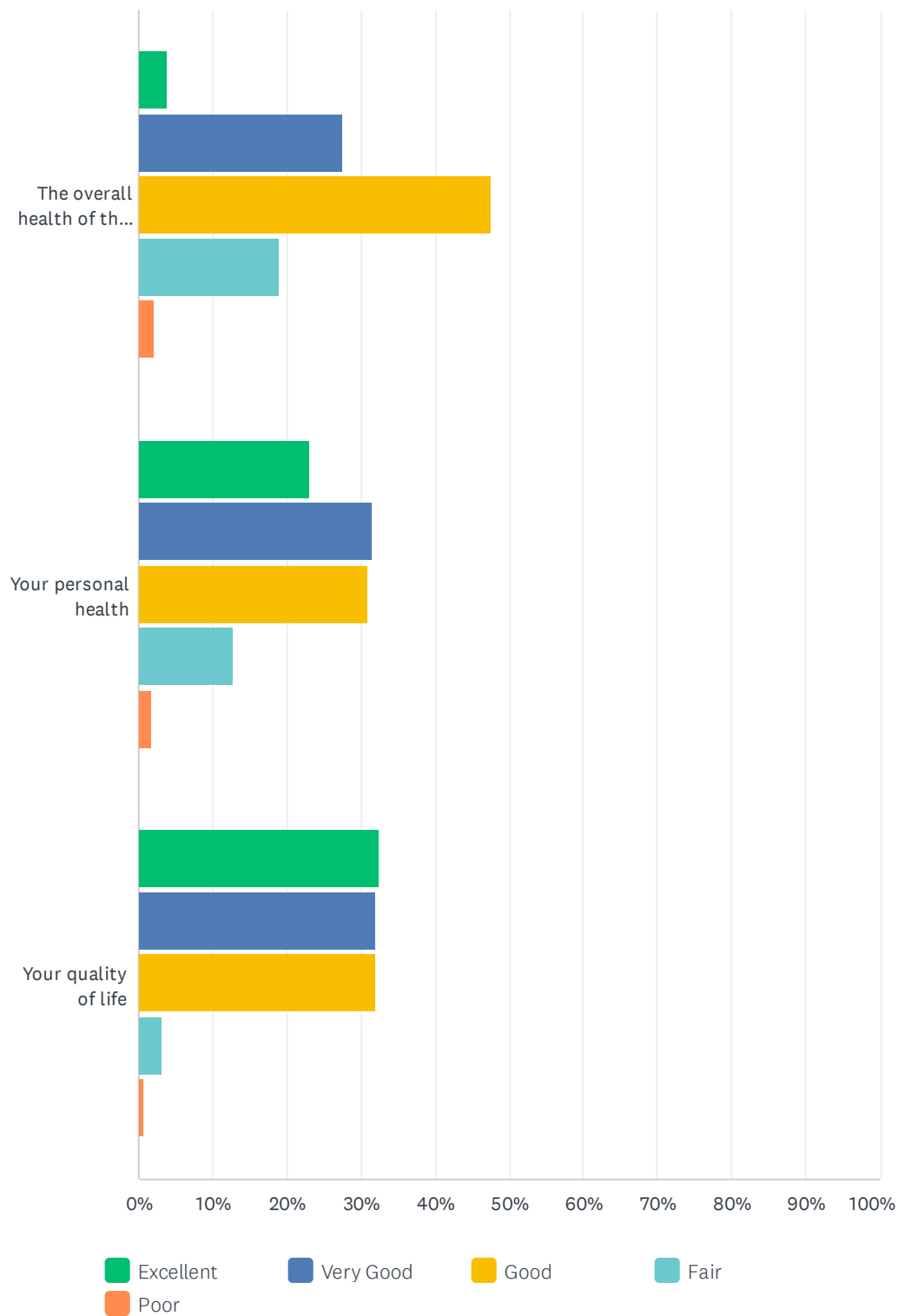
168	7/24	8/15/2022 5:22 PM
169	7/24	8/15/2022 5:19 PM
170	7/24	8/15/2022 5:15 PM
171	7/24	8/15/2022 5:14 PM
172	7/24	8/15/2022 5:12 PM
173	7/24	8/15/2022 5:11 PM
174	7/24	8/15/2022 5:09 PM
175	7/24	8/15/2022 5:06 PM
176	7/24	8/15/2022 5:04 PM
177	7/24	8/15/2022 5:03 PM
178	7/24	8/15/2022 5:00 PM
179	7/24	8/15/2022 2:25 PM
180	7/24	8/15/2022 2:24 PM
181	7/24	8/15/2022 2:21 PM
182	7/24	8/15/2022 2:19 PM
183	7/24	8/15/2022 2:16 PM
184	7/24	8/15/2022 2:14 PM
185	7/24	8/15/2022 2:12 PM
186	7/24	8/15/2022 2:10 PM
187	7/24	8/15/2022 2:07 PM
188	7/25/22	7/25/2022 9:52 PM
189	7/25/22	7/25/2022 9:46 PM
190	7/25/22	7/25/2022 9:35 PM
191	7/25/22	7/25/2022 9:27 PM
192	7/25/22	7/25/2022 9:22 PM
193	7/25/22	7/25/2022 9:15 PM
194	7/25/22	7/25/2022 9:10 PM
195	7/25/22	7/25/2022 9:03 PM
196	7/25/22	7/25/2022 8:59 PM
197	7/25/22	7/25/2022 8:53 PM
198	7/25/22	7/25/2022 8:48 PM
199	7/25/22	7/25/2022 8:41 PM
200	7/25/22	7/25/2022 8:29 PM
#	NAME OF PERSON WHO CONDUCTED INTERCEPT SURVEY	DATE
1	Cynthia West	7/25/2022 9:52 PM
2	Cynthia West	7/25/2022 9:46 PM
3	Cynthia West	7/25/2022 9:41 PM
4	Cynthia West	7/25/2022 9:35 PM

SKP MAPP Intercept Survey

5	Cynthia West	7/25/2022 9:27 PM
6	Cynthia West	7/25/2022 9:22 PM
7	Cynthia West	7/25/2022 9:15 PM
8	Cynthia West	7/25/2022 9:10 PM
9	Cynthia West	7/25/2022 9:03 PM
10	Cynthia West	7/25/2022 8:59 PM
11	Cynthia West	7/25/2022 8:53 PM
12	Cynthia West	7/25/2022 8:48 PM
13	Cynthia West	7/25/2022 8:41 PM
14	Cynthia West	7/25/2022 8:29 PM
#	CONTACT FOR PERSON WHO CONDUCTED INTERCEPT SURVEY	DATE
1	cynthia.west@alaska.gov	7/25/2022 9:52 PM
2	cynthia.west@alaska.gov	7/25/2022 9:46 PM
3	cynthia.west@alaska.gov	7/25/2022 9:41 PM
4	cynthia.west@alaska.gov	7/25/2022 9:35 PM
5	cynthia.west@alaska.gov	7/25/2022 9:27 PM
6	cynthia.west@alaska.gov	7/25/2022 9:22 PM
7	cynthia.west@alaska.gov	7/25/2022 9:15 PM
8	cynthia.west@alaska.gov	7/25/2022 9:10 PM
9	cynthia.west@alaska.gov	7/25/2022 9:03 PM
10	cynthia.west@alaska.gov	7/25/2022 8:59 PM
11	cynthia.west@alaska.gov	7/25/2022 8:53 PM
12	cynthia.west@alaska.gov	7/25/2022 8:48 PM
13	cynthia.west@alaska.gov	7/25/2022 8:41 PM
14	cynthia.west@alaska.gov	7/25/2022 8:29 PM

Q2 Please rate the following:

Answered: 198 Skipped: 3



SKP MAPP Intercept Survey

	EXCELLENT	VERY GOOD	GOOD	FAIR	POOR	TOTAL	WEIGHTED AVERAGE
The overall health of the community	3.78% 7	27.57% 51	47.57% 88	18.92% 35	2.16% 4	185	3.12
Your personal health	22.99% 43	31.55% 59	31.02% 58	12.83% 24	1.60% 3	187	3.61
Your quality of life	32.43% 60	31.89% 59	31.89% 59	3.24% 6	0.54% 1	185	3.92

Q3 What do you see as the top community issues or stressors facing our community?

Answered: 163 Skipped: 38

#	RESPONSES	DATE
1	drugs	8/24/2022 6:50 PM
2	finances	8/24/2022 6:48 PM
3	local food shopping community activities for singles local news and activities, no single place to get	8/24/2022 6:45 PM
4	at this time covid is the main stress point	8/24/2022 6:42 PM
5	homeless food	8/24/2022 6:41 PM
6	Tourism- tourists coming up unvaccinated unmasked, untested	8/24/2022 6:37 PM
7	Tourist with covid	8/24/2022 3:47 PM
8	getting our full PFD	8/24/2022 3:46 PM
9	lack of supplies, groceries and fuel cost	8/24/2022 3:43 PM
10	bears	8/24/2022 3:40 PM
11	reassuring covid cases	8/24/2022 3:36 PM
12	affordable housing and homelessness	8/24/2022 3:34 PM
13	some groups are totally missed. My granddaughter has no legs (and there are no services for her). I feel totally missed. There are not enough people who know or care about the people who are being missed. There is nothing that can help me with the situation that I have. I lost my house to vandals. They came into the house and destroyed it – but I have to live in it in the condition that it is in because I cannot sell it. I had to pay an attorney to fight the insurance company because the insurance company would not pay for the damage. And even with the attorney, the insurance company never did pay for the damage. There is no water; I have a heart condition and I have to go to the end of the property and get water from the well and bring it to the house. There are moose and bear where I live. The house is not insulated and there are bats in the attic. There is no one that will deal with that. I have called numerous people but no one will do it. I am totally alone; I make too much for this and not enough for that (to get help). I finally found someone who would fix my porch after several years.	8/23/2022 1:25 PM
14	incoming population change in demographics	8/23/2022 1:18 PM
15	illegal drug use	8/23/2022 1:06 PM
16	inflation housing	8/23/2022 1:04 PM
17	places for the community to meet more sidewalks and bath paths	8/23/2022 1:02 PM
18	old age	8/23/2022 12:59 PM
19	mostly drugs	8/23/2022 12:28 PM
20	housing	8/23/2022 12:27 PM
21	affordable housing food security increase political divisiveness	8/23/2022 12:25 PM
22	childcare	8/23/2022 12:23 PM
23	homelessness drug problem help with elderly	8/22/2022 10:00 PM
24	weather	8/22/2022 9:58 PM

SKP MAPP Intercept Survey

25	lack of housing no property left + what is left is expensive	8/22/2022 9:56 PM
26	cost of living availability of affordable places to leave	8/22/2022 9:07 PM
27	finances unemployment government	8/22/2022 9:06 PM
28	getting covid supplies shelves full	8/22/2022 9:05 PM
29	increase in food and gas prices	8/22/2022 9:04 PM
30	prices	8/22/2022 9:03 PM
31	mental health sad	8/22/2022 4:37 PM
32	tourist trouble picking up garage	8/22/2022 4:36 PM
33	tourist garbage doesnt get picked up	8/22/2022 4:35 PM
34	childcare jobs housing it is great to see kids on the playground	8/22/2022 4:33 PM
35	lack of housing mental health	8/22/2022 4:31 PM
36	we need low income rental housing for everyone	8/22/2022 4:29 PM
37	it is covid + lack of uncertainty of covid	8/22/2022 4:11 PM
38	economic- we have been hit hard with covid 19 shutdowns price of gas not eating healthy because of cost of food	8/22/2022 4:09 PM
39	affordable housing- there is a good health care system leaders who bring us together	8/22/2022 4:07 PM
40	politics economy housing autism spectrum	8/22/2022 4:05 PM
41	politics	8/22/2022 4:03 PM
42	politics	8/22/2022 4:01 PM
43	making a living those sort of things	8/22/2022 4:00 PM
44	price of fuel+ groceries	8/22/2022 3:59 PM
45	economy is the biggest concern	8/22/2022 3:57 PM
46	pandemic news tourists	8/22/2022 3:55 PM
47	housing	8/21/2022 8:57 PM
48	food scarcity homeless	8/21/2022 8:56 PM
49	gas prices	8/21/2022 8:55 PM
50	food	8/21/2022 8:54 PM
51	health care sucks	8/21/2022 8:53 PM
52	all health to all people abortion services	8/20/2022 2:15 PM
53	expensive cost of living	8/20/2022 2:14 PM
54	specialty cancer care elderly needs	8/20/2022 2:11 PM
55	covid	8/20/2022 2:09 PM
56	cost of groceries + gas	8/20/2022 2:07 PM
57	need employees for small businesses	8/20/2022 1:58 PM
58	politics	8/20/2022 1:55 PM
59	political delusion	8/20/2022 1:54 PM
60	weather-seasonal depression	8/20/2022 1:51 PM
61	housing costs inflation	8/19/2022 12:51 PM
62	addiction and substance abuse	8/19/2022 12:50 PM

SKP MAPP Intercept Survey

63	housing	8/19/2022 12:48 PM
64	lots of obese people	8/19/2022 12:40 PM
65	gender confusion drug/alcohol usage	8/19/2022 12:39 PM
66	drug use lack of mental health care lack of trust in medical community (covid) lack of childcare so parents can work	8/19/2022 12:37 PM
67	homer is a great place to live	8/18/2022 8:54 PM
68	unemployment too many people not willing to work	8/18/2022 8:53 PM
69	covid politics	8/18/2022 8:51 PM
70	sick care system people go to the hospital to die	8/18/2022 8:50 PM
71	family housing	8/18/2022 8:49 PM
72	cost of food + housing	8/18/2022 8:44 PM
73	lack of help no one to work	8/18/2022 8:41 PM
74	housing	8/18/2022 8:40 PM
75	come through covid we have good access to healthcare	8/18/2022 8:39 PM
76	growth	8/18/2022 8:38 PM
77	healthy diet	8/18/2022 8:37 PM
78	mental health	8/17/2022 9:59 PM
79	housing	8/17/2022 9:59 PM
80	housing	8/17/2022 9:58 PM
81	mental health	8/17/2022 9:57 PM
82	high cost/inflation	8/17/2022 9:56 PM
83	housing	8/17/2022 9:55 PM
84	housing	8/17/2022 9:54 PM
85	cost + availability of mental cost of affordable healthy food	8/17/2022 9:53 PM
86	child care lots of violence toward women	8/17/2022 9:51 PM
87	child care fuel price	8/17/2022 9:50 PM
88	job security	8/17/2022 9:48 PM
89	housing substance abuse childcare	8/17/2022 9:47 PM
90	food price + shortage housing access	8/17/2022 9:46 PM
91	covid mental health housing cost	8/17/2022 9:44 PM
92	housing + childcare	8/17/2022 9:43 PM
93	healthcare mental health youth programs	8/17/2022 9:43 PM
94	housing affordable food security public/community	8/17/2022 9:42 PM
95	substance use	8/17/2022 9:40 PM
96	winter darkness	8/17/2022 9:39 PM
97	need more mental health	8/17/2022 9:31 PM
98	housing + mental health	8/17/2022 9:30 PM
99	mental health homeless housing	8/17/2022 9:29 PM
100	covid drugs	8/17/2022 9:27 PM

SKP MAPP Intercept Survey

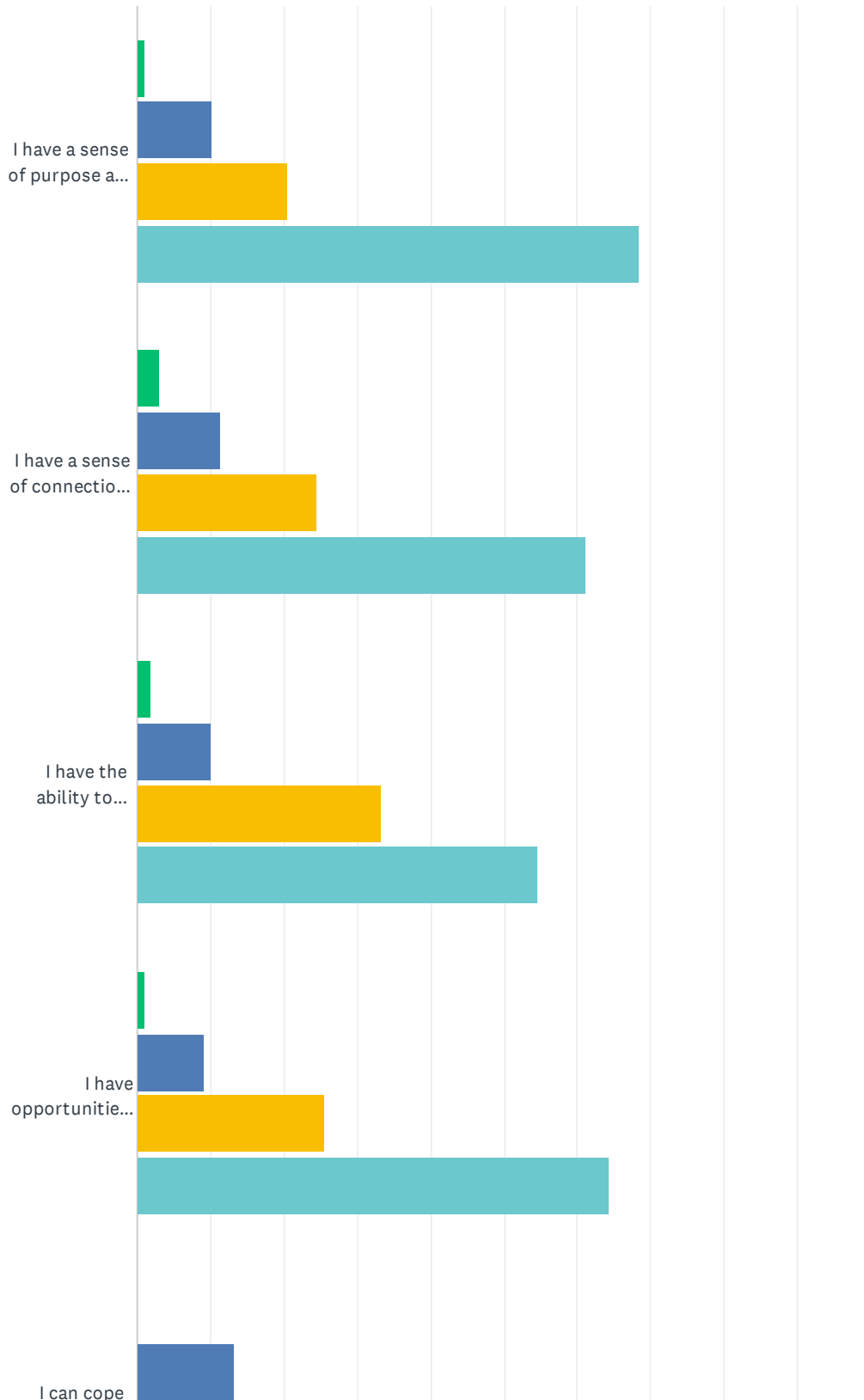
101	mental health housing food legal	8/17/2022 9:26 PM
102	unhoused population access to services	8/17/2022 9:25 PM
103	people are happy here cant think os any issues	8/17/2022 9:24 PM
104	mental health	8/17/2022 9:22 PM
105	lack of sidewalks mobility is an issue	8/17/2022 9:20 PM
106	affordable housing food	8/17/2022 9:18 PM
107	liveable wages	8/17/2022 9:17 PM
108	housing affordable	8/17/2022 9:16 PM
109	housing, child care, substance abuse	8/17/2022 9:16 PM
110	addiction	8/17/2022 9:14 PM
111	drugs jobs	8/17/2022 9:13 PM
112	inflation republican agenda	8/17/2022 9:12 PM
113	housing challenge	8/17/2022 9:11 PM
114	lack of affordable housing	8/16/2022 5:04 PM
115	political divide	8/16/2022 5:03 PM
116	poltiical delusion	8/16/2022 5:02 PM
117	cancer heart disease covid 19	8/16/2022 5:00 PM
118	mental health	8/16/2022 4:59 PM
119	need for affordable housing	8/16/2022 4:57 PM
120	safety/accessibility in winter to services	8/16/2022 4:55 PM
121	transportation	8/16/2022 4:51 PM
122	drug addicts	8/16/2022 4:48 PM
123	tourist bring covid	8/16/2022 4:47 PM
124	covid	8/16/2022 4:14 PM
125	drugs - anchor point	8/16/2022 4:13 PM
126	meth	8/16/2022 4:12 PM
127	housing	8/16/2022 4:11 PM
128	housing	8/16/2022 4:10 PM
129	dont feel stressed	8/16/2022 4:09 PM
130	covid	8/16/2022 4:05 PM
131	we desperatly need an urgent care that people can afford to go to	8/15/2022 5:31 PM
132	access to more mental health services. Depression, anxiety, work/finanical statements	8/15/2022 5:28 PM
133	division	8/15/2022 5:24 PM
134	winter healthy exercise options for kids	8/15/2022 5:19 PM
135	drug use poverty	8/15/2022 5:14 PM
136	mental health housing	8/15/2022 5:12 PM
137	housing price + avaiability economic down turn fresh healthy food year rounf	8/15/2022 5:11 PM
138	some drug use and need for education. The need for more free health care dental checkups,	8/15/2022 5:09 PM

SKP MAPP Intercept Survey

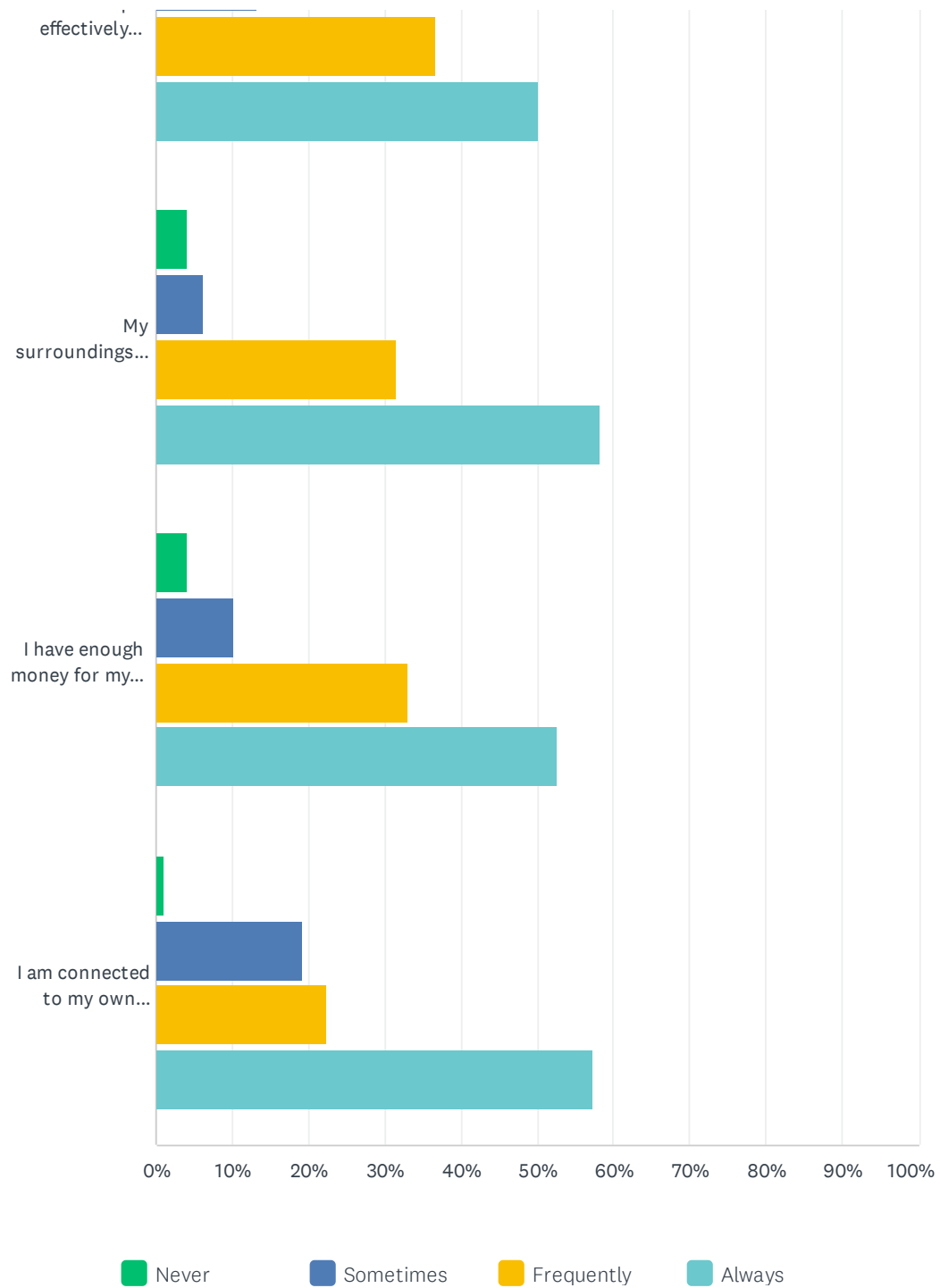
	screenings etc	
139	less focus on jesus	8/15/2022 5:06 PM
140	physical health	8/15/2022 5:04 PM
141	physical health	8/15/2022 5:03 PM
142	political divisions, people seem to have difficulty seeing togetherness despite differences- "same team" health of community, succeeding in life on peninsula as a whole	8/15/2022 5:00 PM
143	post covid effects on social interactions	8/15/2022 2:24 PM
144	addiction improve resources to those in need	8/15/2022 2:21 PM
145	politics	8/15/2022 2:19 PM
146	good paying jobs, lower housing costs, lower electric + water bills, utilities We have the space building/have find more teachers to do more exercise classes	8/15/2022 2:16 PM
147	mental health resources	8/15/2022 2:14 PM
148	homelessness or lack of affordable housing which leads to poor health. Also the push of the gender fluid movement is harming the emotional health of our teams.	8/15/2022 2:10 PM
149	crowding of limited infrastructure less availability of low income housing/rent	8/15/2022 2:07 PM
150	loneliness, lack of community activities, lack of places to dine out, access to products at the store, cost of living	7/25/2022 9:52 PM
151	cost of housing, crappy landlords, mold	7/25/2022 9:46 PM
152	need cheaper rent, better medical care, better prices at the store	7/25/2022 9:41 PM
153	None, its a great community	7/25/2022 9:35 PM
154	Early death, lack of free health care	7/25/2022 9:27 PM
155	people litter too much and we could pay people to pick up the trash. I wish people would donate to the food pantry more than the salvation arm because they give it away free here.	7/25/2022 9:22 PM
156	homelessness, survives and access for disabled.	7/25/2022 9:15 PM
157	Leaving Homer do to lack of childcare. More programs for single moms. Bring back plastic bags at the store.	7/25/2022 9:10 PM
158	Working 3 jobs, unable to make ends meet	7/25/2022 9:03 PM
159	choose not to answer	7/25/2022 8:59 PM
160	Housing costs and availability	7/25/2022 8:53 PM
161	Lack of affordable housing	7/25/2022 8:48 PM
162	None, appreciate Cheeky Moose (laundromat and showers) and the Ninilichik bus that does to Soldotna and Kenai for \$10.	7/25/2022 8:41 PM
163	Resources for home owners to make improvements/repairs. Unable to afford with cost of building materials.	7/25/2022 8:29 PM

Q4 The following statements describe the eight dimensions of wellness.
Please tell me which response best reflects how you feel:

Answered: 99 Skipped: 102



SKP MAPP Intercept Survey



SKP MAPP Intercept Survey

	NEVER	SOMETIMES	FREQUENTLY	ALWAYS	TOTAL	WEIGHTED AVERAGE
I have a sense of purpose and meaning in my life	1.02% 1	10.20% 10	20.41% 20	68.37% 67	98	3.56
I have a sense of connection, belonging, safety and a reliable support system	3.06% 3	11.22% 11	24.49% 24	61.22% 60	98	3.44
I have the ability to perform daily activities without undue fatigue or physical stress	2.02% 2	10.10% 10	33.33% 33	54.55% 54	99	3.40
I have opportunities to expand my knowledge and skills and to use my creative abilities	1.02% 1	9.18% 9	25.51% 25	64.29% 63	98	3.53
I can cope effectively with life stresses, and my work and relationships are enriching	0.00% 0	13.27% 13	36.73% 36	50.00% 49	98	3.37
My surroundings are adequate for me (from my home to the wider community or environment)	4.08% 4	6.12% 6	31.63% 31	58.16% 57	98	3.44
I have enough money for my basic needs, and I can adapt for unplanned expenses	4.12% 4	10.31% 10	32.99% 32	52.58% 51	97	3.34
I am connected to my own culture and traditions, and I see the diversity and richness of other cultures	1.06% 1	19.15% 18	22.34% 21	57.45% 54	94	3.36

Q5 If you responded never to any of the above statements, please tell us what it would take to make it better.

Answered: 17 Skipped: 184

#	RESPONSES	DATE
1	less inflation more awareness of people's basic needs/food/gas/utilities more assistance	8/24/2022 3:37 PM
2	a portable oxygen machine	8/24/2022 3:35 PM
3	5. we need more natural health care; more diversified medicine. We need people who will deal with severe allergies. We need a place to walk safely. There is no place in the community where people can walk safely; have to drive to Ninilchik for a place to walk.	8/23/2022 1:26 PM
4	everyone wants entry level jobs- needs affordable housing	8/22/2022 4:08 PM
5	great job of dealing with covid	8/22/2022 4:06 PM
6	I responded	8/16/2022 4:49 PM
7	i wish there was more seen cultural diversity + opportunity to learn about other cultures	8/15/2022 5:01 PM
8	more public green spaces	8/15/2022 2:07 PM
9	more activates and support for seniors. Help with daily activities.	7/25/2022 9:56 PM
10	I am broke because I am drinking all the time. need more money.	7/25/2022 9:43 PM
11	I have support and love the people who help me	7/25/2022 9:37 PM
12	Doing better now that I have Medicare and can get meds for my depression and high blood pressure. Living off the land in dry cabin - good live style. Save \$ how ever i can like using food pantry and volunteering for food.	7/25/2022 9:32 PM
13	Men's shelter would be nice	7/25/2022 9:23 PM
14	I am homeless, live in a tent, we help each other out, helping guy in tent next to us who has COVID	7/25/2022 9:17 PM
15	I live in a motor home and need an affordable place to park it.	7/25/2022 9:05 PM
16	I have a yurt and need help putting a road in to the property I own and camp on. Need help getting bags to put dirt in for a foundation for my yurt.	7/25/2022 8:43 PM
17	Unable to afford heating oil, electric, building materials, need septic and well.	7/25/2022 8:34 PM

Q6 If the hospital and MAPP could set and achieve one goal over the next three years, moving toward a healthier community, what would it be?

Answered: 131 Skipped: 70

#	RESPONSES	DATE
1	i know its not up to the hospital but we need to enforce laws + put in jail people that break laws	8/24/2022 6:50 PM
2	education on healthy lifestyle, physically, emotionally, spiritually	8/24/2022 6:49 PM
3	health fairs with discounted blood work office	8/24/2022 6:45 PM
4	Don't jump the gun sending a patient to Anchorage, be sure it really is important. Coming back can really be a challenge!	8/24/2022 6:43 PM
5	better home care	8/24/2022 6:41 PM
6	require tourists to be tested/vacinated	8/24/2022 6:38 PM
7	masks required longer quarantine period	8/24/2022 3:37 PM
8	more packing and employees	8/24/2022 3:35 PM
9	help kids not get hooked on drugs the peer pressure is tremendous	8/23/2022 1:06 PM
10	division of resource drugs	8/23/2022 1:05 PM
11	address homeless teen addicts flex school resources were a problem	8/23/2022 1:02 PM
12	not that i can think of	8/23/2022 1:00 PM
13	immune bosting nutrition focus solely on prescription	8/23/2022 12:32 PM
14	staffing at hospital	8/23/2022 12:27 PM
15	childcare	8/23/2022 12:26 PM
16	community education chronic health disease	8/23/2022 12:24 PM
17	more wellness checks	8/22/2022 10:00 PM
18	they did great during covid	8/22/2022 9:58 PM
19	mental health	8/22/2022 9:56 PM
20	income gap	8/22/2022 9:08 PM
21	more community programs lower cost	8/22/2022 9:06 PM
22	lack of professionals lack of communicatio staff that could be improved	8/22/2022 9:05 PM
23	kids on drugs	8/22/2022 9:03 PM
24	ketamin for depression acupuncture	8/22/2022 4:38 PM
25	improve mental health resources more providers willing to accept mediciaid	8/22/2022 4:37 PM
26	listen to the concerns	8/22/2022 4:36 PM
27	listen to what concerns are	8/22/2022 4:35 PM
28	we need more hospital space	8/22/2022 4:33 PM
29	easier access to healthcare people with no insurance offer home support	8/22/2022 4:32 PM
30	some sort of help for seniors who have no family in the community	8/22/2022 4:30 PM
31	continue to expand	8/22/2022 4:11 PM

SKP MAPP Intercept Survey

32	continue walking + encourage people to get out and be active	8/22/2022 4:10 PM
33	equality for all shouldn't be just a place for the rich	8/22/2022 4:08 PM
34	penetrate alcohol exposure	8/22/2022 4:06 PM
35	lower prices	8/22/2022 3:58 PM
36	lower costs	8/21/2022 8:57 PM
37	subsidized housing	8/21/2022 8:54 PM
38	better health care	8/21/2022 8:53 PM
39	service needs transportation to health care need more diversity	8/20/2022 2:17 PM
40	local services	8/20/2022 2:16 PM
41	classes not much in winter	8/20/2022 2:14 PM
42	covid	8/20/2022 2:11 PM
43	health for children - safe/basic needs	8/20/2022 2:09 PM
44	focus on functional medicine offerings more addiction support	8/20/2022 2:08 PM
45	affordable healthcare	8/20/2022 1:56 PM
46	more cultural events that are affordable for those with financial issues	8/20/2022 1:54 PM
47	quit buying up homes	8/20/2022 1:53 PM
48	nothing i can think of	8/19/2022 12:54 PM
49	following science that sexuality is based on physical traits at birth	8/19/2022 12:53 PM
50	educate doctors + other providers on addiction	8/19/2022 12:50 PM
51	find ways to connect the divergent philosophical political groups with the goal of encouraging community identity	8/19/2022 12:48 PM
52	partnership with public schools for better health programs + teaching	8/19/2022 12:39 PM
53	mental health outreach	8/19/2022 12:37 PM
54	buy on more specialty doctor	8/18/2022 8:55 PM
55	lower costs	8/18/2022 8:53 PM
56	mental health support	8/18/2022 8:52 PM
57	more doctors wider availability	8/18/2022 8:45 PM
58	more access to health care	8/18/2022 8:44 PM
59	cost of care lower healthcare	8/18/2022 8:43 PM
60	love homer- make it easier to get help if you don't have insurance	8/18/2022 8:42 PM
61	having food for lower income residents	8/18/2022 8:41 PM
62	childcare	8/18/2022 8:38 PM
63	transportation for pension	8/18/2022 8:37 PM
64	lower cost free healthcare	8/17/2022 10:00 PM
65	healthcare	8/17/2022 9:59 PM
66	3rd place for communities	8/17/2022 9:58 PM
67	more mental health services	8/17/2022 9:57 PM
68	lower hc costs	8/17/2022 9:56 PM
69	childcare	8/17/2022 9:55 PM

SKP MAPP Intercept Survey

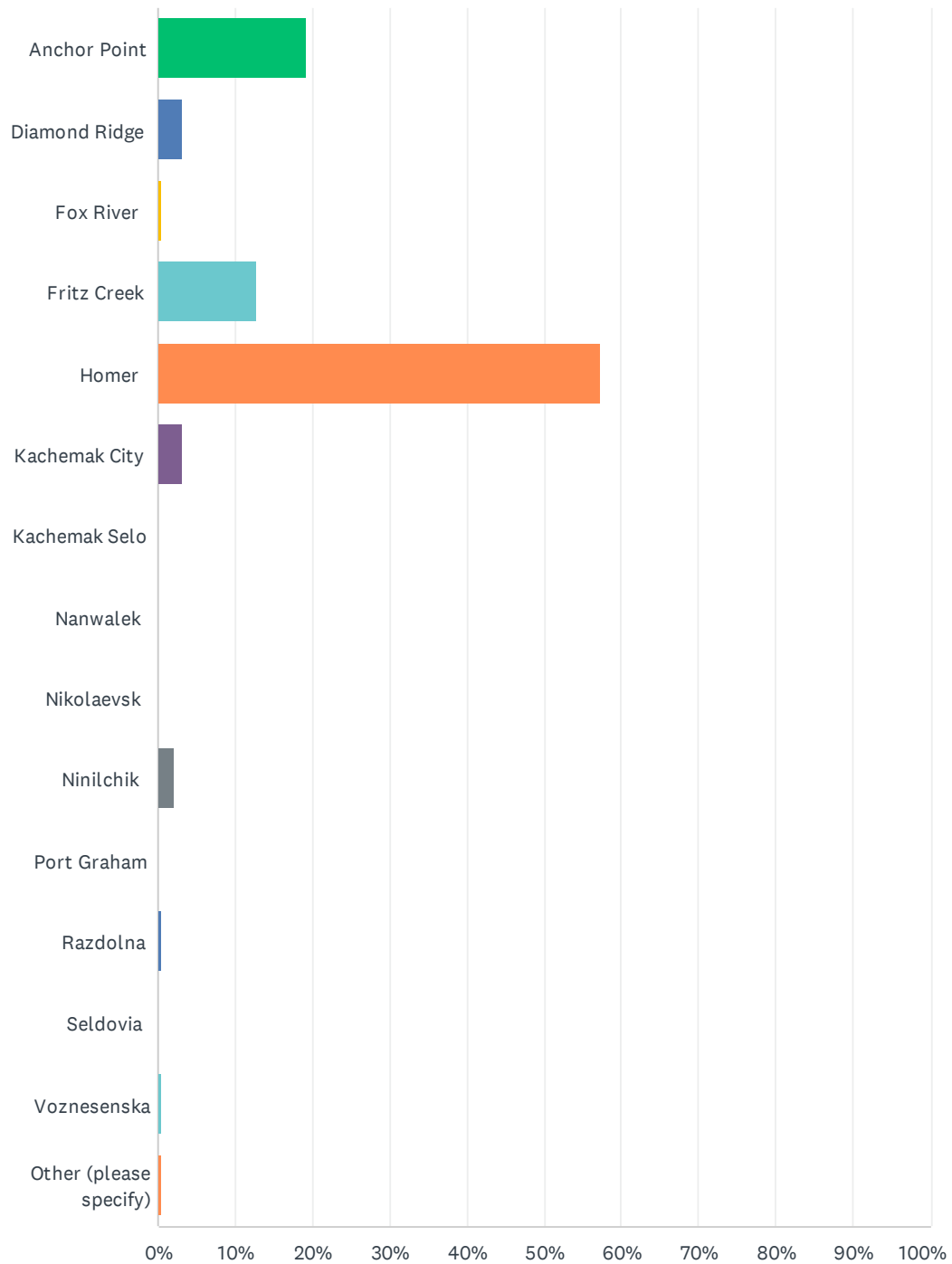
70	childcare	8/17/2022 9:54 PM
71	child care accessible/affordable healthy food	8/17/2022 9:53 PM
72	child care classes for men about how to treat women affordable healthy food	8/17/2022 9:52 PM
73	more child care	8/17/2022 9:50 PM
74	housing	8/17/2022 9:47 PM
75	physical activity	8/17/2022 9:46 PM
76	collaborations between orgs to work on big needs	8/17/2022 9:44 PM
77	expanding mental health	8/17/2022 9:43 PM
78	housing	8/17/2022 9:42 PM
79	more education about mental health	8/17/2022 9:41 PM
80	the hospital is so great more education	8/17/2022 9:39 PM
81	mh services	8/17/2022 9:29 PM
82	awareness of what is available to the community	8/17/2022 9:28 PM
83	services for unhoused bad coordination at hospital	8/17/2022 9:26 PM
84	hot meal for the unhoused	8/17/2022 9:25 PM
85	more mh services	8/17/2022 9:22 PM
86	access to help with mobility	8/17/2022 9:20 PM
87	affordable housing access to food	8/17/2022 9:19 PM
88	free clinic	8/17/2022 9:18 PM
89	support for growth + mental health	8/17/2022 9:17 PM
90	more community outreach	8/17/2022 9:13 PM
91	affordable mental health and dental care	8/16/2022 5:04 PM
92	plans to improve determinants of community health	8/16/2022 5:01 PM
93	more access to mental health social workers lack is a huge problem	8/16/2022 5:00 PM
94	affordable mental health + dental care	8/16/2022 4:58 PM
95	more community events	8/16/2022 4:55 PM
96	better access to diabetes supplies	8/16/2022 4:51 PM
97	dont really use health facilities	8/16/2022 4:15 PM
98	mental health	8/16/2022 4:12 PM
99	more gym space rec center	8/16/2022 4:10 PM
100	allowing people to choose what best for them medically and not judged or put down for not following "norms"	8/15/2022 5:31 PM
101	reduced depression rates, more mental health outreach, lowered suicide rates	8/15/2022 5:29 PM
102	people sharing their interests/skills voluntarily w/community members in need of knowledge/support in that area	8/15/2022 5:25 PM
103	provide more healthy options for activities in the winter	8/15/2022 5:20 PM
104	helping those with no support system addiction treatment/counseling	8/15/2022 5:14 PM
105	mental health support	8/15/2022 5:13 PM
106	continue collab w/sph, public health, non profits	8/15/2022 5:11 PM

SKP MAPP Intercept Survey

107	free health care for those who need universal health care	8/15/2022 5:09 PM
108	encourage a focus on community also not being asked question #9 ever	8/15/2022 5:06 PM
109	getting to know everyone and seeing from their shoes	8/15/2022 5:05 PM
110	not exactly sure But i love the work the hospital is doing + appreciate the effort	8/15/2022 5:01 PM
111	more opportunities for people to gather + socialize	8/15/2022 2:24 PM
112	parenting	8/15/2022 2:21 PM
113	access + healthcare for general needs esp children	8/15/2022 2:19 PM
114	if people don't want to change their ways it's hard to make their lives better	8/15/2022 2:17 PM
115	more couples, insurance sliding,	8/15/2022 2:14 PM
116	geriatric care+ support for farms	8/15/2022 2:11 PM
117	more easy walking trails/connections	8/15/2022 2:07 PM
118	Opportunities for seniors to be involved in community planning and activities, affordable food and products in local stores, affordable transportation to shopping in Soldotna and Kenai	7/25/2022 9:56 PM
119	Elderly need more services, disabled too. Very isolated.	7/25/2022 9:47 PM
120	give me more money	7/25/2022 9:43 PM
121	choose not to answer	7/25/2022 9:37 PM
122	Take care of environment for future generations. make people feel more welcome at hospital. Universal health care for everyone. pay attention to non Covid related deaths.	7/25/2022 9:32 PM
123	Men's shelter for homeless, women can go to Haven House	7/25/2022 9:23 PM
124	I place for me to live.	7/25/2022 9:17 PM
125	programs to help single moms.	7/25/2022 9:12 PM
126	More jobs in Anchor Point	7/25/2022 9:05 PM
127	Lower prices at Safeway/Save U More	7/25/2022 9:00 PM
128	Isolation - community event space - expand library	7/25/2022 8:55 PM
129	address lack of affordable housing	7/25/2022 8:49 PM
130	Just need help with my Yurt	7/25/2022 8:43 PM
131	Health care providers that have time and willingness to focus on one patient at a time. Review medical records before meeting with a patient. Are able to address and help with medical needs.	7/25/2022 8:34 PM

Q7 In what community do you live?

Answered: 188 Skipped: 13



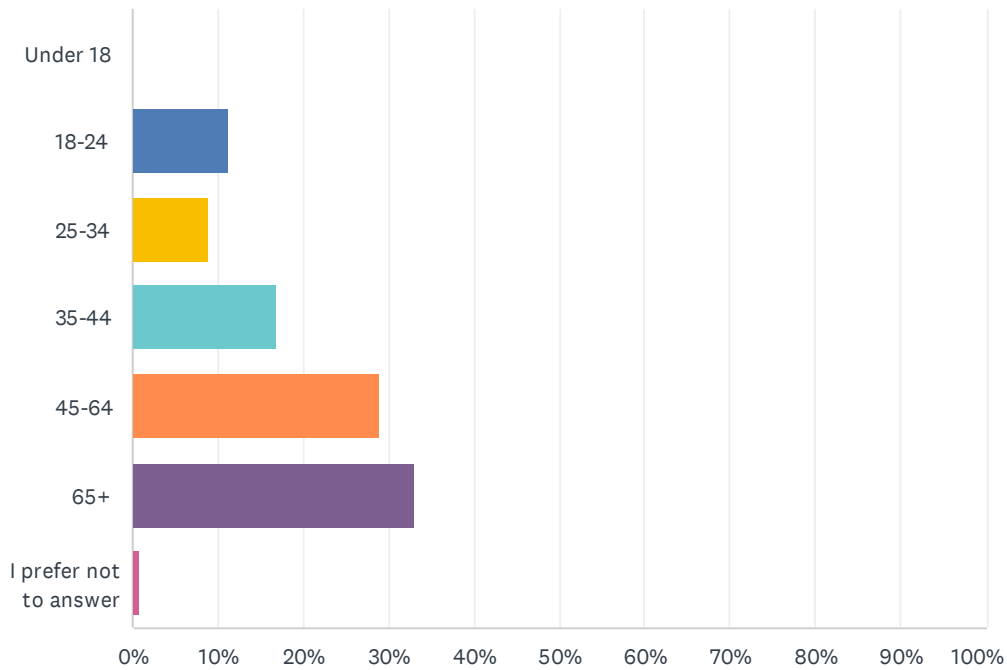
SKP MAPP Intercept Survey

ANSWER CHOICES	RESPONSES	
Anchor Point	19.15%	36
Diamond Ridge	3.19%	6
Fox River	0.53%	1
Fritz Creek	12.77%	24
Homer	57.45%	108
Kachemak City	3.19%	6
Kachemak Selo	0.00%	0
Nanwalek	0.00%	0
Nikolaevsk	0.00%	0
Ninilchik	2.13%	4
Port Graham	0.00%	0
Razdolna	0.53%	1
Seldovia	0.00%	0
Voznesenska	0.53%	1
Other (please specify)	0.53%	1
TOTAL		188

#	OTHER (PLEASE SPECIFY)	DATE
1	Happy Valley (between Anchor Point and Ninilchik)	7/25/2022 9:48 PM

Q8 What is your age?

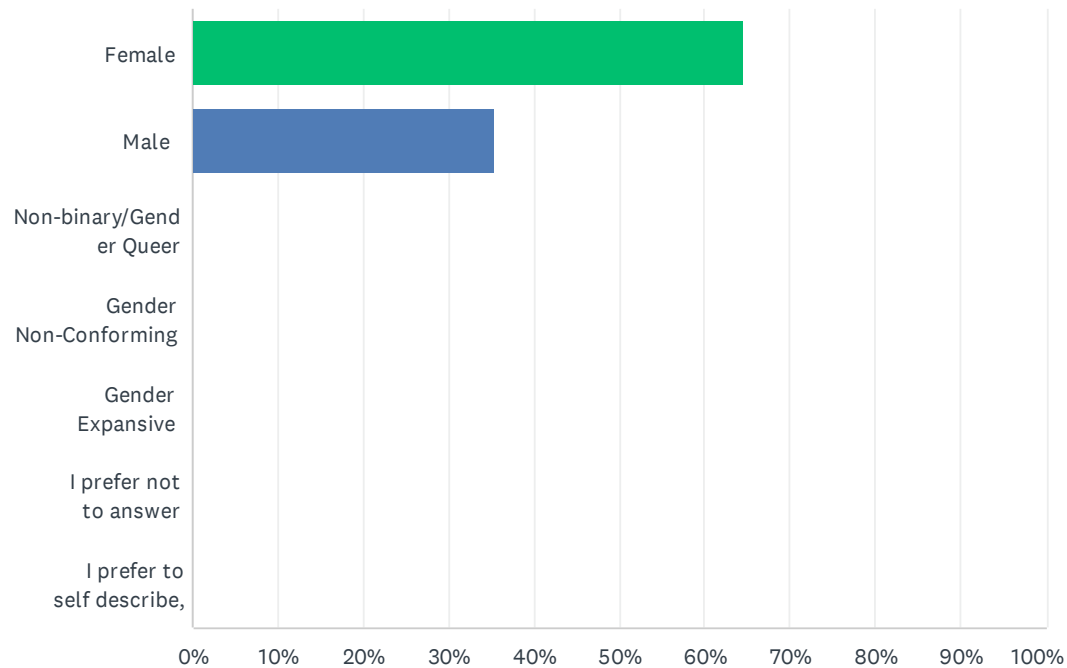
Answered: 124 Skipped: 77



ANSWER CHOICES	RESPONSES	
Under 18	0.00%	0
18-24	11.29%	14
25-34	8.87%	11
35-44	16.94%	21
45-64	29.03%	36
65+	33.06%	41
I prefer not to answer	0.81%	1
TOTAL		124

Q9 What is your gender?

Answered: 187 Skipped: 14

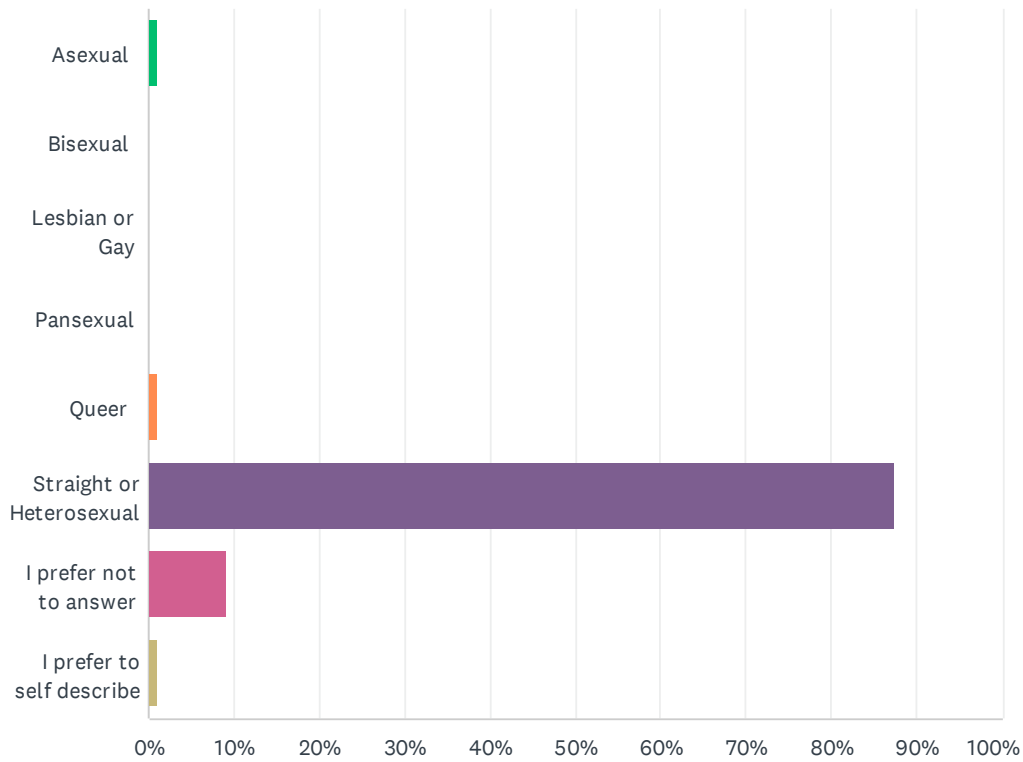


ANSWER CHOICES		RESPONSES
Female		64.71% 121
Male		35.29% 66
Non-binary/Gender Queer		0.00% 0
Gender Non-Conforming		0.00% 0
Gender Expansive		0.00% 0
I prefer not to answer		0.00% 0
I prefer to self describe,		0.00% 0
TOTAL		187

#	I PREFER TO SELF DESCRIBE,	DATE
There are no responses.		

Q10 What is your identified sexual orientation?

Answered: 87 Skipped: 114

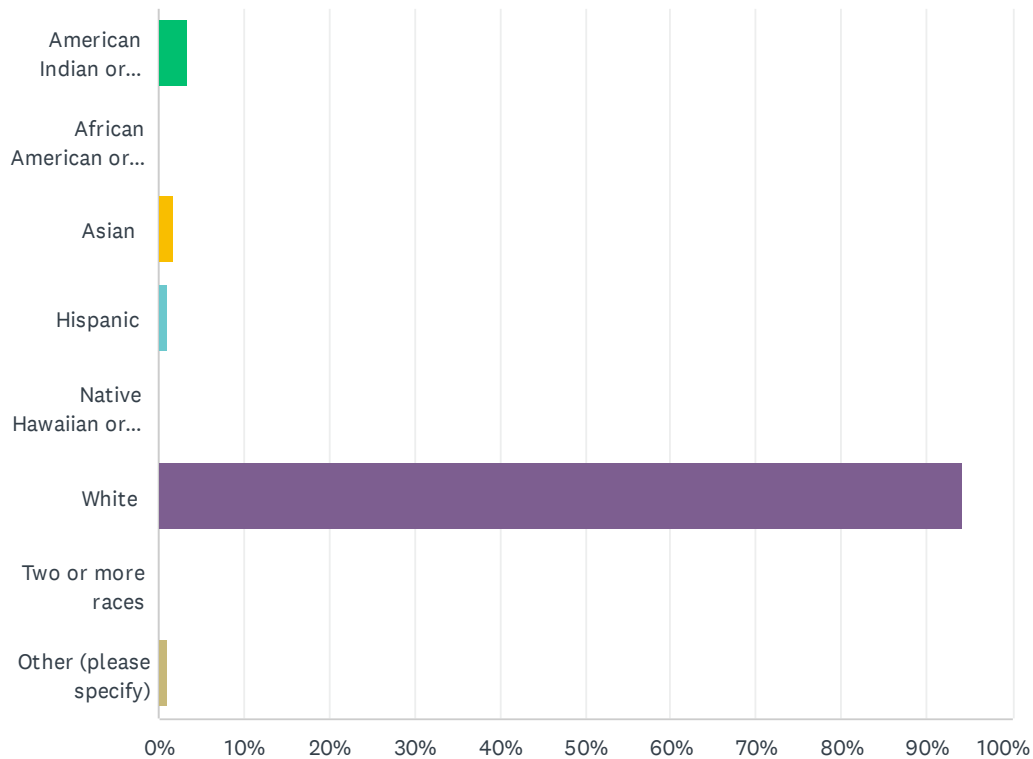


ANSWER CHOICES		RESPONSES	
Asexual		1.15%	1
Bisexual		0.00%	0
Lesbian or Gay		0.00%	0
Pansexual		0.00%	0
Queer		1.15%	1
Straight or Heterosexual		87.36%	76
I prefer not to answer		9.20%	8
I prefer to self describe		1.15%	1
TOTAL			87

#	I PREFER TO SELF DESCRIBE	DATE
1	heterosexual	8/15/2022 5:09 PM

Q11 Please select your race/ethnicity. Please check all that apply.

Answered: 176 Skipped: 25

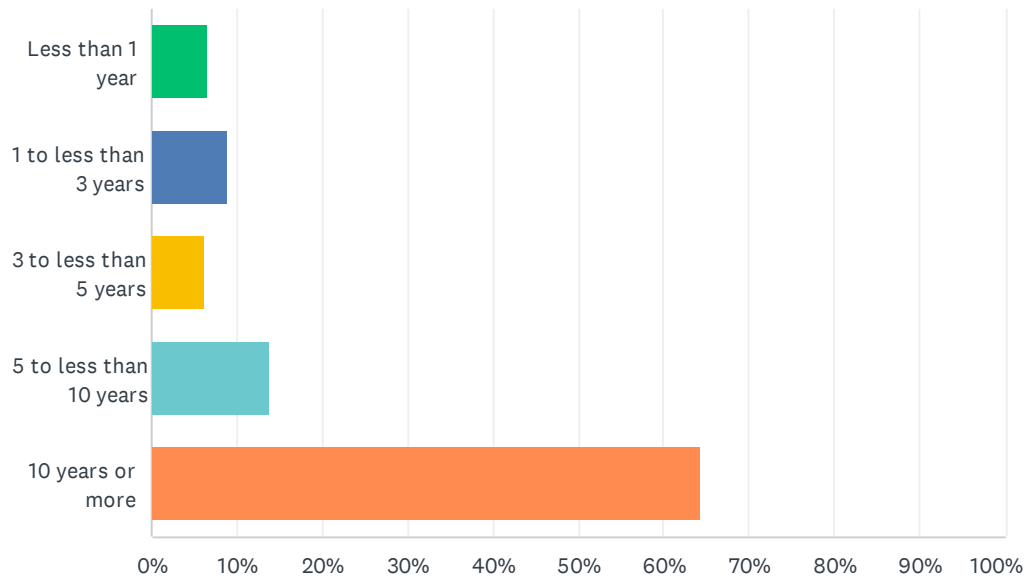


ANSWER CHOICES		RESPONSES	
American Indian or Alaska Native		3.41%	6
African American or Black		0.00%	0
Asian		1.70%	3
Hispanic		1.14%	2
Native Hawaiian or Other Pacific Islander		0.00%	0
White		94.32%	166
Two or more races		0.00%	0
Other (please specify)		1.14%	2
Total Respondents: 176			

#	OTHER (PLEASE SPECIFY)	DATE
1	human	8/20/2022 2:16 PM
2	Italian/Spanish/German	8/15/2022 2:17 PM

Q12 How long have you lived in your community?

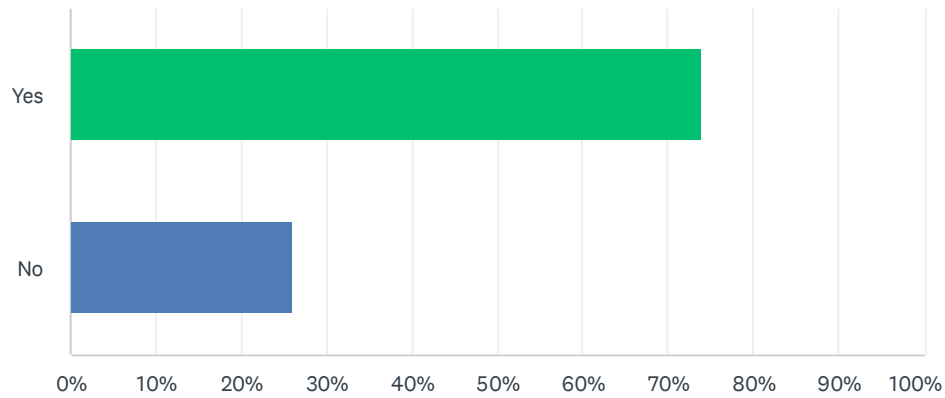
Answered: 180 Skipped: 21



ANSWER CHOICES	RESPONSES	
Less than 1 year	6.67%	12
1 to less than 3 years	8.89%	16
3 to less than 5 years	6.11%	11
5 to less than 10 years	13.89%	25
10 years or more	64.44%	116
TOTAL		180

Q13 Do you live here year-round?

Answered: 23 Skipped: 178



ANSWER CHOICES	RESPONSES	
Yes	73.91%	17
No	26.09%	6
TOTAL		23

Q14 If Yes, how many months do you live here?

Answered: 15 Skipped: 186

#	RESPONSES	DATE
1	6	8/24/2022 3:43 PM
2	12	7/25/2022 9:56 PM
3	12	7/25/2022 9:49 PM
4	12	7/25/2022 9:44 PM
5	12	7/25/2022 9:37 PM
6	12	7/25/2022 9:33 PM
7	12	7/25/2022 9:24 PM
8	12	7/25/2022 9:18 PM
9	12	7/25/2022 9:13 PM
10	12	7/25/2022 9:06 PM
11	12	7/25/2022 9:01 PM
12	12	7/25/2022 8:56 PM
13	12	7/25/2022 8:50 PM
14	12	7/25/2022 8:45 PM
15	12	7/25/2022 8:36 PM

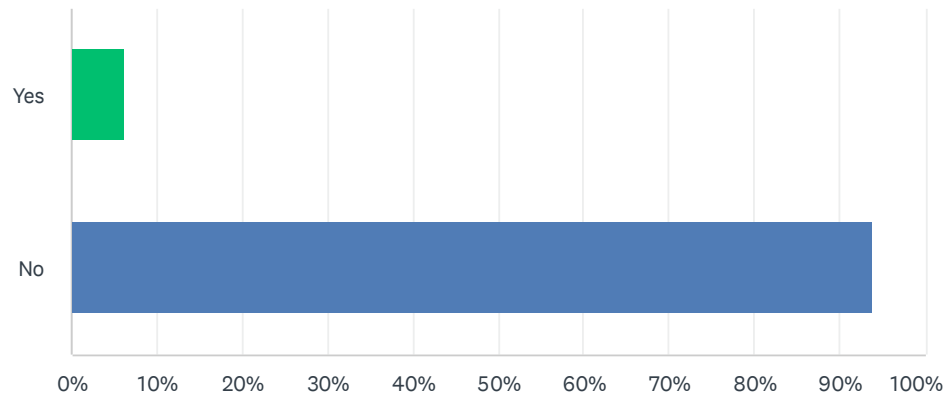
Q15 If Yes, which season?

Answered: 13 Skipped: 188

#	RESPONSES	DATE
1	all seasons	7/25/2022 9:56 PM
2	all seasons	7/25/2022 9:49 PM
3	all seasons	7/25/2022 9:44 PM
4	all seasons	7/25/2022 9:37 PM
5	all seasons	7/25/2022 9:33 PM
6	all seasons	7/25/2022 9:24 PM
7	all seasons	7/25/2022 9:18 PM
8	all seasons	7/25/2022 9:13 PM
9	all seasons	7/25/2022 9:06 PM
10	all seasons	7/25/2022 9:01 PM
11	all	7/25/2022 8:56 PM
12	all seasons	7/25/2022 8:50 PM
13	lived her before moved to CA came back 2 years ago	7/25/2022 8:45 PM

Q16 Were you born in another country other than the United States?

Answered: 96 Skipped: 105



ANSWER CHOICES	RESPONSES	
Yes	6.25%	6
No	93.75%	90
TOTAL		96

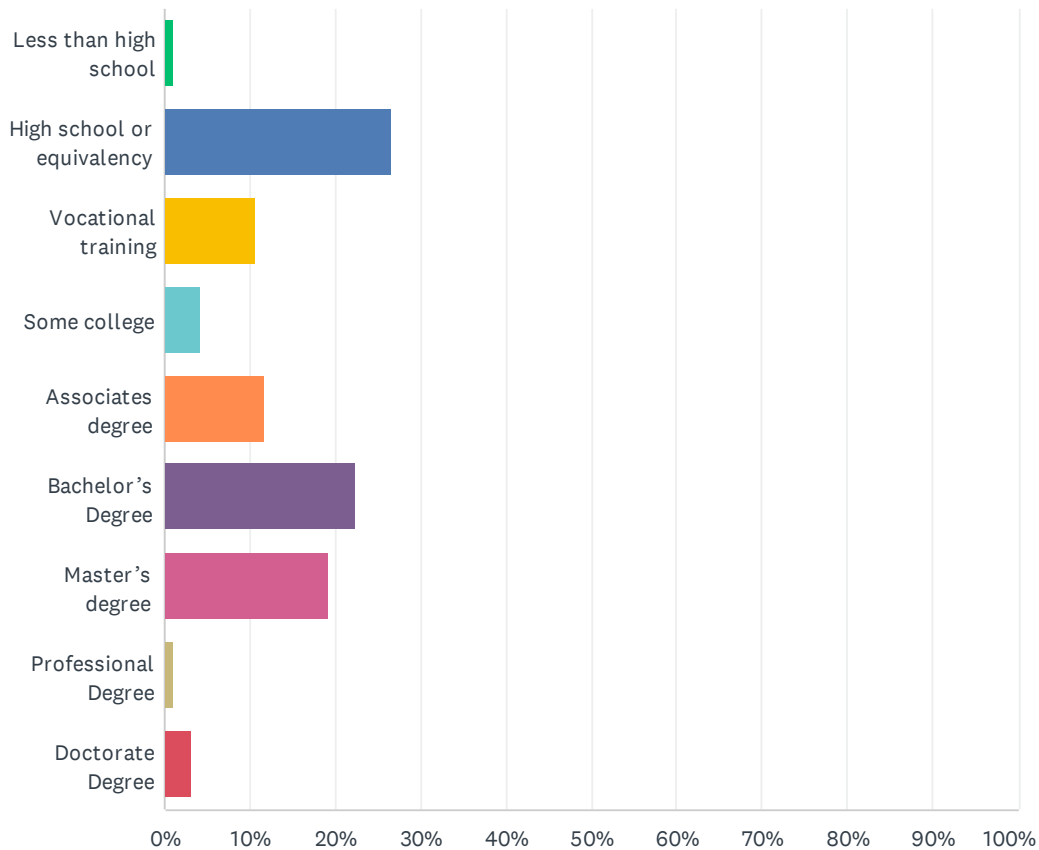
Q17 If Yes, please tell us your home country:

Answered: 5 Skipped: 196

#	RESPONSES	DATE
1	Istanbul, Turkey	8/24/2022 3:45 PM
2	canada	8/23/2022 12:31 PM
3	canada	8/19/2022 12:49 PM
4	philippines	8/15/2022 5:33 PM
5	ontario	8/15/2022 5:13 PM

Q18 What is the highest education level you have completed?

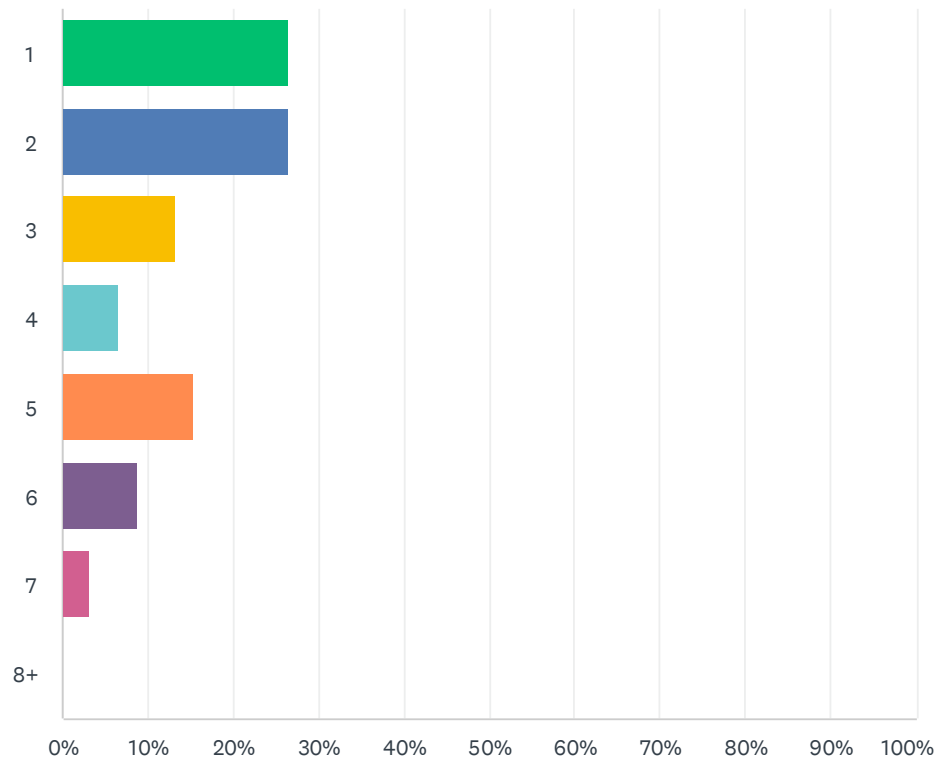
Answered: 94 Skipped: 107



ANSWER CHOICES	RESPONSES	
Less than high school	1.06%	1
High school or equivalency	26.60%	25
Vocational training	10.64%	10
Some college	4.26%	4
Associates degree	11.70%	11
Bachelor's Degree	22.34%	21
Master's degree	19.15%	18
Professional Degree	1.06%	1
Doctorate Degree	3.19%	3
TOTAL		94

Q19 How many people currently live in your household?

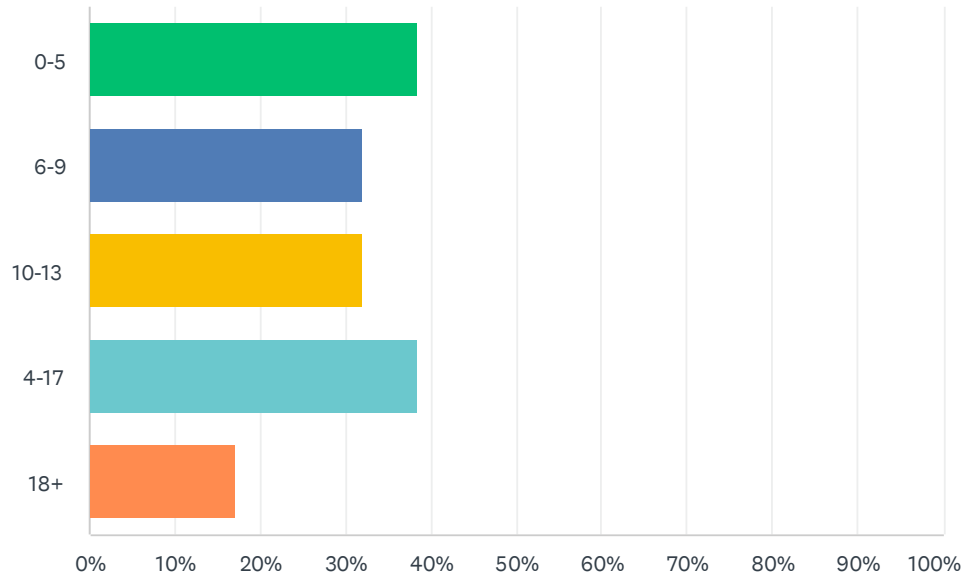
Answered: 91 Skipped: 110



ANSWER CHOICES	RESPONSES	
1	26.37%	24
2	26.37%	24
3	13.19%	12
4	6.59%	6
5	15.38%	14
6	8.79%	8
7	3.30%	3
8+	0.00%	0
TOTAL		91

Q20 If child(ren) living in household, what ages? Please check all that apply.

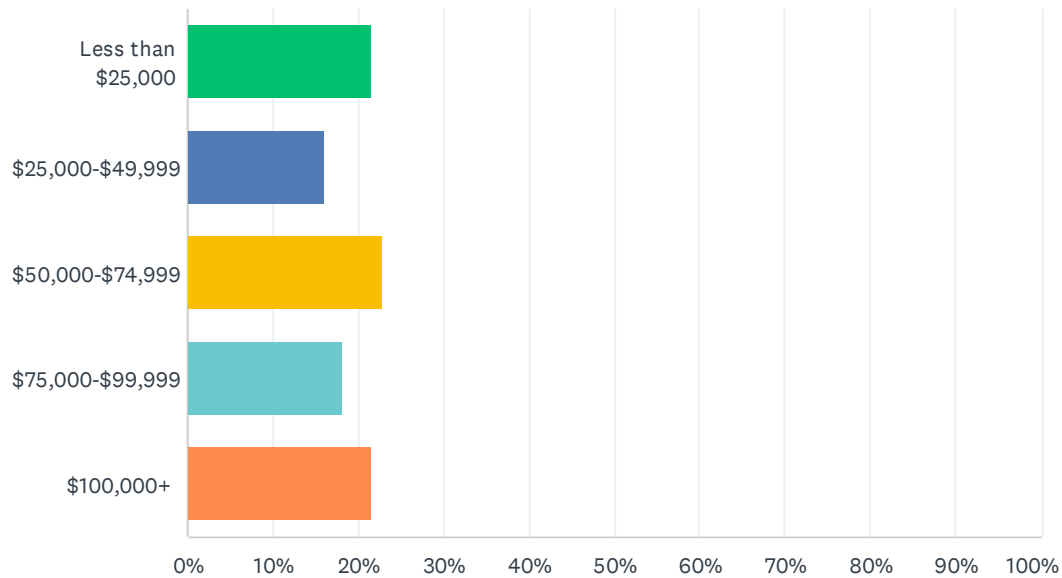
Answered: 47 Skipped: 154



ANSWER CHOICES	RESPONSES	
0-5	38.30%	18
6-9	31.91%	15
10-13	31.91%	15
4-17	38.30%	18
18+	17.02%	8
Total Respondents: 47		

Q21 What is your approximate annual household income?

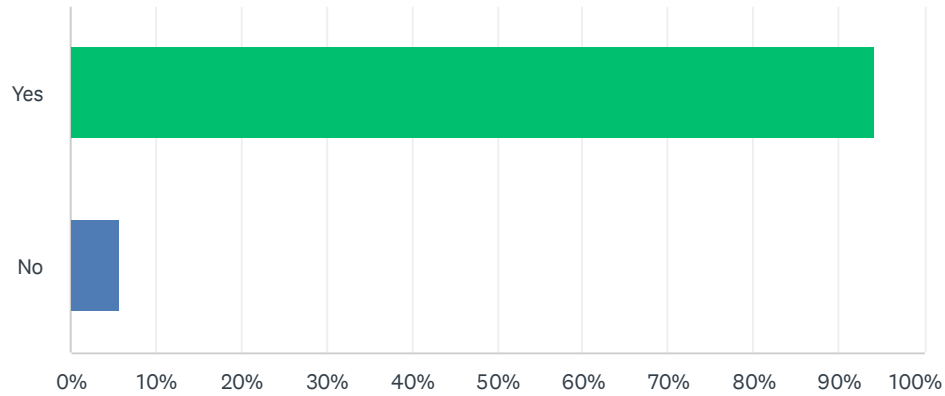
Answered: 88 Skipped: 113



ANSWER CHOICES	RESPONSES	
Less than \$25,000	21.59%	19
\$25,000-\$49,999	15.91%	14
\$50,000-\$74,999	22.73%	20
\$75,000-\$99,999	18.18%	16
\$100,000+	21.59%	19
TOTAL		88

Q22 Do you have health insurance? (of any type: private, public, military, Native, Medicaid or Medicare)

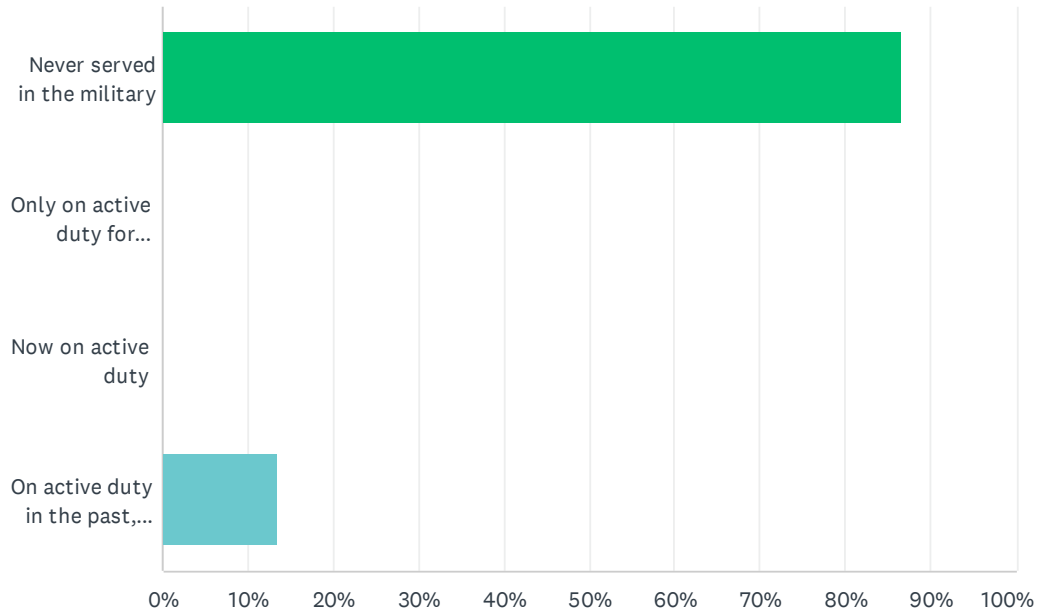
Answered: 87 Skipped: 114



ANSWER CHOICES	RESPONSES	
Yes	94.25%	82
No	5.75%	5
TOTAL		87

Q23 Have you ever served on active duty in the U.S. Armed Forces, Reserves or National Guard?

Answered: 90 Skipped: 111



ANSWER CHOICES	RESPONSES	
Never served in the military	86.67%	78
Only on active duty for training in the Reserves of National Guard	0.00%	0
Now on active duty	0.00%	0
On active duty in the past, but not now (includes retired military and veterans)	13.33%	12
TOTAL		90

Q24 Please enter any other input they provided that you did not already record.

Answered: 1 Skipped: 200

#	RESPONSES	DATE
1	concern about drug abuse and people not wanting to get better drain on system	8/15/2022 2:18 PM

Appendix E:

Focus Group Guide

REP TO READ: Hello, my name is _____ and I am part of the MAPP Steering Committee. We are here to gather information for a Community Health Needs Assessment. South Peninsula Hospital is a member of MAPP (Mobilizing for Action through Planning and Partnerships) and as a “non-profit hospital” is required by the Affordable Care Act to conduct a community health needs assessment every 3 years.

The results of this needs assessment will help to guide the hospital and MAPP in creating a healthier community. We are holding several community meetings and focus groups across the borough in order to hear about the opportunities and barriers that residents face in trying to access care and make healthy choices in their lives.

There are a few guidelines I would like to go over with you that we use in focus groups.

- One is that you speak up and only one person speaks at a time. This makes it clearer on the recording that we are making and easier for the person who transcribes the tape.
- The other thing is, please say exactly what you think. There IS no right or wrong answers in this. We’re just as interested in your concerns as well as your support for any of the ideas that are brought up, so feel free to express your true opinions, even if you disagree with an idea that is being discussed.
- We have a lot to get through over the next hour or so. I ask that you limit storytelling and please do not be offended if I cut you off or ask you if we can continue the conversation after the session.
- Your participation is totally anonymous. We don’t want to know anyone’s full names. What you say in this room will only be reported with everyone else’s views in a report – and will not be associated with you specifically.
- We ask that you please keep the confidentiality of what is shared in this room in this room.

Health of the Community

1. What does a healthy community look like?
2. Would you say the health of the community is better, worse, or the same as it was 3 years ago?
Why do you say that?
3. What are the health related needs/issues facing your community?
4. What resources already exist in the community that are addressing these needs?
5. What barriers exist to accessing services? What do you think would help make these services more accessible?
6. What services are needed that are not available in the community?
7. What else needs to happen in your community to meet your definition of a healthy community?

Belonging

8. What are the things that make you feel a sense of purpose and meaning in life?
9. To what extent do these things exist in your local community?
10. How and where do you feel connected or like you really belong here in your local community?
11. What else might help someone feel like they belong in this community?
12. How can we make sure that all people have strong social connections and feel like they belong in this community?

Role

- 13. What role can South Peninsula Hospital do to help create a healthy community?
- 14. What role can MAPP of Southern Kenai Peninsula do to help create a healthy community?

Priorities

- 15. I am going to go around the room and ask each of you to tell me one priority need/issue you would like to see addressed. Please share the priority as well as the reason you feel it is a priority.

Thank you all for your time and valuable input into this planning process. If you have not already done so please take a few minutes to complete the brief survey at your table.

Appendix F: Stakeholder Interview Questions

SHP MAPP
CHNA Stakeholder Interview Guide

Interview with:

Interviewed by/date:

Thank you for taking the time to talk with us to support the South Peninsula Hospital and MAPP (Mobilizing Action through Planning and Partnership) of Southern Kenai Peninsula Community Health Needs Assessment Process.

1. First of all, could you tell me a little bit about yourself and your background/ experience with community health related issues.

2. What, in your opinion, are the top 3 community health needs?	3. Why did you say <i>[insert each need they said in #2]</i> and what issues come to mind regarding that health need?
1.	
2.	
3.	
Others mentioned:	

SHP MAPP
CHNA Stakeholder Interview Guide

4. Check to see if the area they were selected to represent is one of the top priorities identified above. If not mentioned, say....

Our records indicate that you were selected to participate in these individual interviews because you have specific background/experience/ knowledge regarding the health of the community. What do you feel are the key issues related to this topic area?

5. **What activities/initiatives are currently underway in the community to address the needs within each of your topic areas?**

6. **What more, in your opinion, still needs to be done in order to address each of your community health topic areas mentioned above?**

7. **In your opinion, what role do you think the South Peninsula Hospital, Homer Public Health, your medical provider, or a local coalition should take in addressing these needs? And, how can any of these agencies work with other community organizations to address the needs you mentioned? Who do you think should take the lead?**

8. **As South Peninsula Hospital, Homer Public Health, your medical provider or local coalitions come together to begin to create goals and objectives for the implementation strategy action plan, working on issues and needs identified through the community health improvement process, if asked, would you be interested in participating in a collaborative to address the identified issues and needs?**

9. **What advice do you have for the project steering committee who is implementing this community health assessment process?**